

Building Spelling Skills

Grade 2

This 30-unit book contains reproducible spelling lists and activities for teaching 300 spelling words.

Each unit contains:

- a list of 10 spelling words
- two sentences for dictation
- four activity pages for practicing the spelling words

Words on the spelling lists were selected from:

- a list of the 200 most commonly used words in English
- words frequently misspelled by second-graders
- words with common phonetic elements
- words changed by adding suffixes and by forming compound words and contractions

Suggestions for spelling practice and spelling strategies are provided.

Forms are included for:

- recordkeeping
- weekly testing
- creating teacher- or student-selected spelling lists



www.teaching-standards.com

Visit this site to view a correlation of this book's activities to your state's standards. This is a free service.



Author: Jo Ellen Moore
Editor: Marilyn Evans
Copy Editor: Cathy Harber
Illustrator: Jo Larsen
Desktop: Debbie Lambert
Cover: Cheryl Puckett

Congratulations on your purchase of some of the finest teaching materials in the world.

For information about other Evan-Moor products, call 1-800-777-4362 or FAX 1-800-777-4332.

Visit our Web site www.evan-moor.com for additional product information.

Entire contents ©2002 by EVAN-MOOR CORP.
18 Lower Ragsdale Drive, Monterey, CA 93940-5746.
Permission is hereby granted to the individual purchaser to reproduce student materials in this book for noncommercial individual or single classroom use only. Permission is not granted for schoolwide, or systemwide, reproduction of materials.
Printed in U.S.A.

Table of Contents



Building Spelling Skills.....	3
Spelling Unit Components.....	4
More Ideas for Spelling Practice.....	7
Student Spelling Dictionaries	8
Spelling Strategies.....	10
Spelling Lists	11
Sentences for Dictation	21
Spelling List 1	24
short vowel words	
Spelling List 2	28
short vowel words	
Spelling List 3	32
sounds <i>a</i> and <i>ă</i>	
Spelling List 4	36
short vowel words; words with <i>/or/</i>	
Spelling List 5	40
long vowel words with silent <i>e</i> ; short vowels	
Spelling List 6	44
long/short <i>e</i> words	
Spelling List 7	48
long <i>o</i> , <i>i</i> , <i>a</i> ; <i>/oo/</i> ; add suffix <i>ing</i> —no change to base word	
Spelling List 8	52
long and short <i>a</i> ; <i>/th/</i>	
Spelling List 9	56
short/long <i>u</i> ; add suffix <i>ing</i> —double final consonant and add ending; long <i>o</i> spellings—silent <i>e</i> ; <i>/oa/</i>	
Spelling List 10	60
long/short vowel words; add suffix <i>ing</i> —drop silent <i>e</i> and add ending	
Spelling List 11	64
final consonant digraphs and blends	
Spelling List 12	68
sounds of final <i>y</i> ; initial <i>y</i> sound	
Spelling List 13	72
double consonant words	

Spelling List 14	76
short/long <i>o</i> sound; /aw/, /all/	
Spelling List 15	80
long <i>a</i> ; /ai/, /ay/	
Spelling List 16	84
sounds of /oo/	
Spelling List 17	88
/ow/, /ou/; long <i>o</i>	
Spelling List 18	92
/er/, /ir/, /ur/	
Spelling List 19	96
initial consonant blends— <i>st</i> ; /oo/	
Spelling List 20	100
long and short vowels; words ending in <i>ve</i>	
Spelling List 21	104
initial consonant blends— <i>cr, dr, tr</i>	
Spelling List 22	108
/oi/; words with <i>-other</i>	
Spelling List 23	112
final consonant blends/digraphs— <i>nk, ng, th, sh</i> ; sounds of /th/	
Spelling List 24	116
long <i>i, e</i>	
Spelling List 25	120
initial blends— <i>tr, st</i> ; add suffix <i>ed</i> —double final consonant	
Spelling List 26	124
final /k/, /ck/	
Spelling List 27	128
initial blends/digraphs— <i>pr, ch, br</i>	
Spelling List 28	132
/ou/, /ow/, /oo/	
Spelling List 29	136
spelling various vowel sounds	
Spelling List 30	140
consonant digraphs— <i>wh, th</i> ; /er/	
Additional Resources.....	144
Answer Key.....	151
Master Word List.....	158

Building Spelling Skills



All children benefit by directed spelling instruction. This instruction may be a block of time set aside strictly for spelling instruction, or an integrated part of a whole language program.

Students need to be taught the following:

- how to spell words that are created using English phonemes, as well as common nonphonetic words
- strategies to help them spell difficult words
- that correct spelling increases their ability to communicate their ideas and feelings to others

Choose those lists or words that meet your students' needs. (The Table of Contents lists the skills covered in each unit.) Some second-grade students will need to begin with List 1; others will be ready to begin with later lessons.



Spelling Unit Components



Each of the 30 spelling units contains the following components:



Word Lists (pages 11–20)

Reproduce the spelling list twice for each student—one copy to use at school and one copy to take home along with the parent letter (see page 150).

Students use the list at school for “partner practice” (see page 7), independent practice, and to copy in individual spelling dictionaries (see page 8).



Sentences for Dictation (pages 21–23)

There are two dictation sentences for each spelling list. Space for sentence dictation is provided on the testing form (see page 146). Ask students to listen to the complete sentence as you read it. They then repeat it aloud. Give the sentence in phrases, repeating each phrase one time clearly. Have students repeat the phrase. Wait as students write the phrase.

When the whole sentence has been written, read it again, having students touch each word as you say it.



Activity Pages

Four reproducible pages are provided for each unit: Read, Write, & Spell; Visual Memory; Word Meaning; and Word Study. These may be used as teacher-directed lessons, for partner practice, or as individual assignments.

Name _____
on
not
but
at
had
in
did
get
red
hot


©2002 by Evan-Moor Corp.



Read, Write, & Spell


This page is used for the initial practice of each spelling word. The student spells one word at a time, following these steps:

- Step 1**—Trace the word and spell it aloud. (Some children will need guidance in learning how to do this softly.)
- Step 2**—Copy the word onto the first blank line and spell it again.
- Step 3**—Fold the paper along the fold line to cover the spelling words. (Only the last column should be seen.) Write the word from memory.
- Step 4**—Open the paper and check the spelling. (This is a very important step. Children need to learn to self-correct so misspellings are not being practiced.) Repeat the steps for each spelling word.

Building Spelling Skills		
Name: _____		Spelling List 
Trace	Write	Spell and Check
1. on	_____	_____
2. not	_____	_____
3. but	_____	_____
4. at	_____	_____
5. had	_____	_____
6. in	_____	_____
7. did	_____	_____
8. get	_____	_____
9. red	_____	_____
10. hot	_____	_____
11. _____	_____	_____
12. _____	_____	_____

©2002 by Evan-Moor Corp. Building Spelling Skills, Grade 2 • EMC 2706






You may want to write the directions for activity 1 on a chart to post in the classroom.



Visual Memory and Other Skills

Configuration puzzles help students become aware of the shape and order of the letters in a word. This improves visual memory.

A variety of other skills are practiced on the bottom half of the page. These include editing for correct spelling, rhyming words, adding endings, and practicing phonetic elements.


Building Spelling Skills		
Name: _____		Visual Memory 
Fill in the boxes.		
1.	2.	3.
4.	5.	6.
7.	8.	9.
10.	be see he she sheep bee shop queen been got	
Name: _____		Spell Vowel Sounds 
What is missing—e or ee?		
		
qu__n	sh__p	b__
1. s__	3. b__ n	5. sh__
2. h__	4. b__	6. p__p

©2002 by Evan-Moor Corp. Building Spelling Skills, Grade 2 • EMC 2706

Word Meaning

Students complete this page to show an understanding of the meaning of the words. Some pages require filling in blanks; others ask students to answer questions.

Building Spelling Skills

Name: _____ **Word Meaning** 

Fill in the missing words.

she sheep shop queen

- The _____ has three white _____.
- _____ keeps the sheep in a pen.
- The queen got them at a _____.

see he been bee

- Has Jim _____ in the garden?
- A big _____ sat on a red bud.
- Did _____ the bee?


Write sentences with these words.

©2002 by Evan-Moor Corp. 146 Building Spelling Skills, Grade 2 • EMC 2706

Word Study

The phonetic and word analysis skills on this page may be used as a direct-teaching lesson or as independent practice. Many of the pages involve sorting words by phonetic elements. Students cut out the word cards, read them, and then paste the cards in the correct column.

Building Spelling Skills

Name: _____ **Word Study** 

Cut out the cards.
Read the words.
Paste them in the correct boxes.

the sound of <i>e</i> in <i>me</i>	the sound of <i>e</i> in <i>pet</i>

be get see queen

hen mess she sheep

bell bee red then

©2002 by Evan-Moor Corp. 147 Building Spelling Skills, Grade 2 • EMC 2706

Additional Resources

Testing Form

A reproducible testing form is included on page 146. It contains lines for the 10 spelling words, for two special words you may have assigned, for two dictation sentences, and three lines that may be used to give review words of your choice from preceding lists.

Tracking Student Progress

Class and individual record forms are provided on pages 144 and 145.

Create Your Own Activities

Use the blank forms (pages 147–149) to create spelling lists, configuration puzzles, and word sorts with words from units of study, special holiday words, or words containing a specific phonetic element or skill needing further practice. These forms may also be used to create student-selected spelling lists.

More Ideas for Spelling Practice



Practice with the Teacher

Give a pretest to see what types of errors are being made by students. Explain that this is a way to learn what needs to be practiced. It is not a “test” that will be graded in any way. Write each word on a chart or an overhead transparency and have students correct their own papers so they can see where they need practice. Use these errors as a guide for the development of minilessons on specific skills or phonemes.

Practice with a Partner

Have students work in pairs to practice their spelling lists. One student says the word aloud, pronouncing it carefully. The other student writes the word. The “tester” then spells the word aloud as the writer checks to see if the word was spelled correctly. Any word missed is written correctly before continuing. After the list is completed, students change roles and repeat the activity.

Extending the Use of Spelling Words

1. Have students use the words on their spelling lists in their own writings, both in isolated sentences and in stories and reports.
2. Have students find their spelling words in other places such as posters and charts in the classroom, in literature books, and in magazines or newspapers.
3. Encourage students to find other words that contain the same sound or pattern being studied in the spelling lesson.

Create a Word-rich Room Environment

You can improve students’ spelling by filling your classroom with words. Provide opportunities for hearing language (talk, tell stories, read to them) and for seeing words (post banners, charts, lists of words, student writings; provide literature books, nonfiction books, magazines, etc.).

Write! Write! Write!

Students’ writings serve two purposes. They give students a chance to use the language and spelling skills being learned. They provide the teacher with clues to the students’ understanding of sound/letter relationships, and can help identify which phonetic elements and special spellings need to be practiced.

You will begin to see fewer invented spellings as students transfer new phonetic and/or structural understandings from the spelling lessons into their writing experiences.



Student Spelling Dictionaries




Self-made spelling dictionaries provide students with a reference for the spelling of words they frequently use in their writing.

Materials

- copy of “My Own Spelling Dictionary” form (page 9)
- 26 sheets of lined paper—6" x 9" (15 x 23 cm)
- 2 sheets of construction paper or tagboard for cover—6" x 9" (15 x 23 cm)
- crayons or markers
- glue
- stapler
- masking tape

Steps to Follow

1. Color and cut out the cover sheet form.
Glue it to the front cover of the dictionary.
2. Staple the lined paper inside the cover.
Place masking tape over the staples.
3. Guide students (or ask parent volunteers)
to write a letter of the alphabet on each page.



What to Include

1. When students ask for the correct spelling of a special word, have them write it in their dictionary.
2. Include special words being learned as part of science or social studies units.
3. Include words for special holidays.
4. Include the common words students continue to misspell on tests and in daily written work.
5. Add color and number words if these are not on charts posted in the classroom.

Aa Bb Cc Dd Ee Ff Gg Hh Ii Jj

Aa Bb Cc Dd Ee Ff Gg

Kk Ll Mm Nn Oo Pp Qq Rr Ss Tt Uu Vv Ww Xx Yy Zz

My Own Spelling Dictionary

Name

Aa Bb Cc Dd Ee Ff Gg Hh Ii Jj

Aa Bb Cc Dd Ee Ff Gg

Kk Ll Mm Nn Oo Pp Qq Rr Ss Tt Uu Vv Ww Xx Yy Zz

My Own Spelling Dictionary

Name

Spelling Strategies



Learning a few simple strategies can help students become better spellers. Teach the strategies one at a time using appropriate words from the spelling lists. List each strategy on a chart as it is introduced. Post the chart as a helpful reminder to students. Review the strategies frequently to help students internalize them.

Say a word correctly.	Don't leave out or mispronounce sounds. Write the sounds in the correct order.
Think about what the word looks like.	Think about how the spelling pattern looks. Write it, look at it, and decide if it looks correct.
Look for small words in spelling words.	spin— <i>pin, in</i> cupcake— <i>cup, cake</i>
Use rhyming words to help spell a word.	If you can spell <i>book</i> , you can spell <i>look</i> .
Use rules for adding endings.	Drop silent <i>e</i> before adding a suffix. Double the final consonant before adding a suffix.
Think about what the word means.	Some words sound the same, but have different meanings and are spelled in different ways. Match the spelling with its meaning.
Use outside help.	Use charts, banners, and lists around the classroom. Ask someone for help. Use a personal spelling dictionary.

Name: _____



on

not

but

at

had

in

did

get

red

hot

special word

special word

Name: _____



as

has

fox

box

mix

egg

jam

pet

nap

big

special word

special word

Name: _____



his

is

an

and

can

all

call

land

hand

small

special word

special word

Name: _____

4

up

it

him

I

for

or

four

we

man

men

_____ special word

_____ special word

Name: _____

5

add

ask

came

name

ride

bone

save

kite

cute

mine

_____ special word

_____ special word

Name: _____

6

be

see

got

she

sheep

shop

queen

been


bee

he

_____ special word

_____ special word

Name: _____



no

go

going

most

kind

find

gave

so

do

doing

special word

special word

Name: _____



the

that

them

day

may

made

was

of

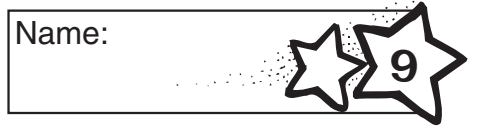
if

a

special word

special word

Name: _____



some

come

home

fun

funny

run

running

ran

us

use

special word

special word

Name: _____

10

place

make

making

help

here

want

nice

to

two

into

_____ special word

_____ special word

Name: _____

11

send

pick

end

both

fast

last

must

just

bath

black

_____ special word

_____ special word

Name: _____

12

candy

went

sent

take

like

puppy

time

didn't

by

my

_____ special word

_____ special word

Name: _____

13

less

tell

well

will

still

off

letter

little

silly

happy

special word

special word

Name: _____

14

boat

coat

float

long

along

belong

paw

fawn

tall

wall

special word

special word

Name: _____

15

way

away

today

chain

wait

chase

play

played

rain

paint

special word

special word

Name: _____

16

too

good

book

shook

school

when

what

took

who

soon

special word

special word

Name: _____

17

now

down

how

out

shout

about

our

house

slow

show

special word

special word

Name: _____

18

her

girl

turn

hurt

first

were

card

part

start

are

special word

special word

Name: _____

19

more

store

stand

star

blew

flew

new

stone

sting

ring

special word

special word

Name: _____

20

have

give

love

from

live

friend

much

such

old

told

special word

special word

Name: _____

21

you

your

yes

yell

drop

line

side

dress

draw

saw

special word

special word

Name: _____

22

boy

toy

oil

soil

other

mother

sister

boil

brother

father

special word

special word

Name: _____

23

this

then

thing

thank

bank

with

wish

think

sing

these

special word

special word

Name: _____

24

why

try

trying

eat

mean

read

sunny

fly

treat

each

special word

special word

Name: _____

25

trip

tree

say

said

hop

train

number

stop

stopped

one

special word

special word

Name: _____

26

stick

trick

back

zoo

root

quick

look

looked

pack

cook

special word

special word

Name: _____

27

birthday

people

present

candle

cake

children

gifts

party

game

bring

special word

special word

Name: _____

28

put

push

pull

could

would

found

round

around

something

brown

special word

special word

Name: _____

29

they

their

many

any

anything

than

because

know

water

very

special word

special word

Name: _____

30

which

where

there

before

after

over

again

inside

outside

under

special word

special word

Sentences for Dictation



List 1

1. Tom **did not get** a hot bun.
2. Kim **had on** a red hat.

List 2

1. His **pet fox** was in a **big box**.
2. Ann **has jam** and an **egg**.

List 3

1. **Is his hand small?**
2. Bob **can call his** mom **and** dad.

List 4

1. I got **it for him**.
2. Can **four men** go **up** in a jet?

List 5

1. Lee **came to ask** for a **ride**.
2. **Save** a **bone** for the **cute** dog.

List 6

1. I **got to see** the **queen bee**.
2. Can **he** get **sheep** in the pet **shop**?

List 7

1. A **kind** man **gave** us his dog.
2. Am I **going to find** the **most** eggs?

List 8

1. Max **made that** kite for **them**.
2. **Was the day** hot?

List 9

1. **Come** and see the **funny** cat **running home**.
2. **Some** hens **ran** up to **us**.

List 10

1. **Help** me get the **two** pigs **into** the pen.
2. I **want to make** a **nice place here** to sit.

List 11

1. Tim and Sam **both** ran **fast** at the **end**.
2. She **must pick** the **black** hat.

List 12

1. I **liked** the note he **sent** me.
2. The bus **went by my** stop on **time**.

List 13

1. **Tell** the **happy little** puppy to sit **still**.
2. **Will** the name come **off** that **letter**?

List 14

1. The **fawn** ran **along** the **tall wall**.
2. Did that **boat belong** to the man in a **long coat**?

List 15

1. We had to **wait** for the **rain** to go **away**.
2. Is he going to **play** games and **paint today**?

List 16

1. **Who took** that **good book** to **school**?
2. He **shook** the box to see **what** was in it.

List 17

1. Do not **shout** in **our house**.
2. **Slow down** and tell me **about** the **show**.

List 18

1. The **girl hurt part** of **her** leg.
2. Jim and Ann **were** going to **start** the **card** game.

List 19

1. A **new ring** at the **store** has a **stone** like a **star**.
2. **Stand** still or the bee will **sting** you.

List 20

1. Did he **give** the note to his **old friend**?
2. I **live such** a long way **from** here.

List 21

1. Did Mom **yell** when she **saw you draw** on **your dress**?
2. **Drop** the ball on that **side** of the **line**.

List 22

1. **Father** gave the **other boy** a new **toy**.
2. My **brother** and **sister** dug in the **soil**.

List 23

1. **Thank** you for **this bank** and **these** toys.
2. **Sing** a song and **then** make a **wish**.

List 24

1. **Why** is the **mean** frog **trying** to get that **fly**?
2. Will you **read** to me as I **eat** this **treat**?

List 25

1. Lee took a **trip** on **train number one**.
2. Can you **hop** to the **tree** and then **stop**?

List 26

1. We **looked** at Pete do a **trick** with a **stick**.
2. Will the **cook** put the food **back** in his **pack**?

List 27

1. The **children** will play a **game** and eat **cake** at the **party**.
2. Will **people bring gifts** for my **birthday**?

List 28

1. Mark **found something brown** under the tree.
2. **Could** you help me **pull** my wagon **around** the yard?

List 29

1. **Many** children went home **because** it was **very** late.
2. Did **they** put **anything** in the **water**?

List 30

1. Put the box **inside** that car **over there**.
2. **Which** dog is running **outside under** the trees?

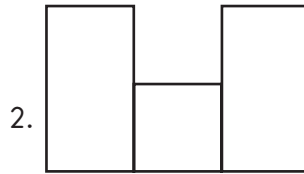
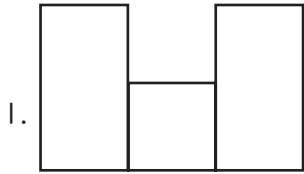
Building Spelling Skills

Name: _____

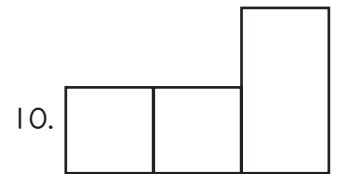
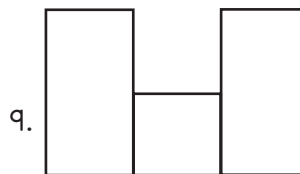
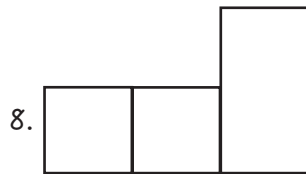
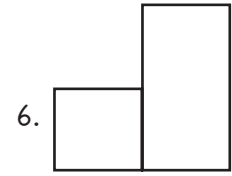
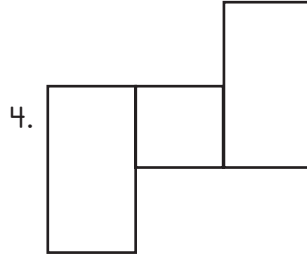
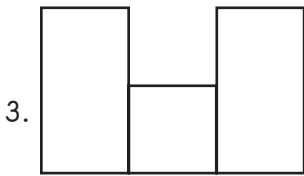
Visual Memory



Fill in the boxes.



on not but at had
in did get red hot



Name: _____

Find the Mistake



Mark an X on the misspelled words.

1. The pan is hat.

2. A dog is un the bed.

3. Can I git a cat?

4. His hat is read.



Building Spelling Skills

Name: _____

Word Meaning



Write the missing word on the line.

1. Is the hat _____ and green?
hot red had
2. Set the box _____ top of the desk.
in at on
3. Can you _____ a cup for me?
get but hot
4. _____ Ann get on the bus?
Not Did Had
5. His pizza is _____.
but hot not
6. Dad _____ to fix the car.
in at had



Write sentences with these words.

Building Spelling Skills

Name: _____

Word Study



Cut out the word cards.

Read the words.

Paste them in the correct boxes.

a	e	i	o	u

on	in	not	did	but
get	at	hot	red	had
cup	sit	men	pan	up

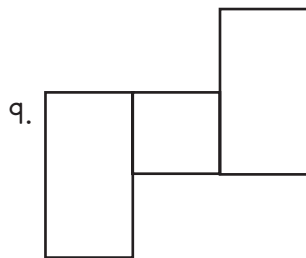
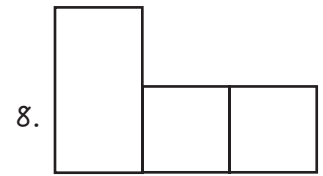
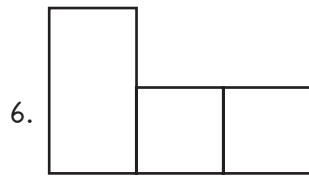
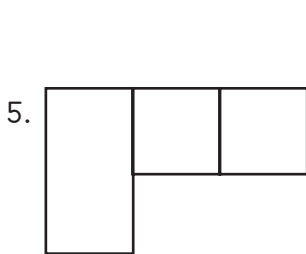
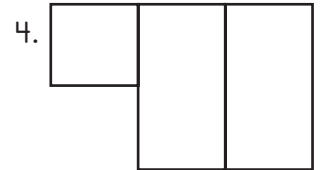
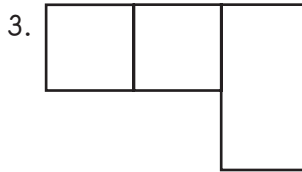
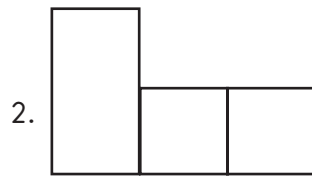
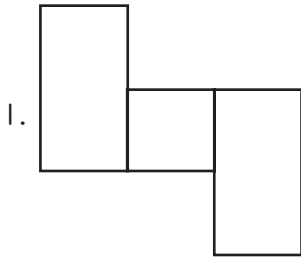
Building Spelling Skills

Name: _____

Visual Memory



Fill in the boxes.



as has fox box mix
egg jam pet nap big

Name: _____

Spell Vowel Sounds



Fill in the missing vowel.

a e i o u

f__x

j__m

b__x

__gg

__s

h__s

m__x

n__p

p__t

b__g

as has fox box mix
egg jam pet nap big

Building Spelling Skills

Name: _____

Word Meaning



Fill in the missing words.

as has fox box mix egg jam pet nap big

1. A _____ was in the _____.
2. The hen has a _____ _____ in the nest.
3. Mom ate _____ on a bun.
4. Ned _____ to take a _____.
5. Can you _____ up the paint?
6. Ann has a _____ cat.

Write sentences with these words.

Building Spelling Skills

Name: _____

Word Study



Mark the words with the same vowel sound.

- | | | | |
|--------|-----|-----|-----|
| 1. jam | box | nap | has |
| 2. pet | egg | mix | red |
| 3. box | as | fox | got |
| 4. it | mix | pet | rip |



Write the spelling words that rhyme.

as	big	box	egg
nap	jam	mix	pet

1. fox _____

4. pig _____

2. has _____

5. fix _____

3. get _____



Name: _____

Spelling List



Trace

Write

Spell and Check

1. his

2. is

3. an

4. and

5. can

6. all

7. call

8. land

9. hand

10. small

11. _____
special word

12. _____
special word

fold

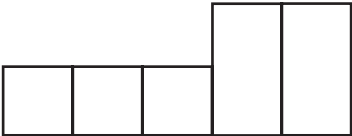
Building Spelling Skills

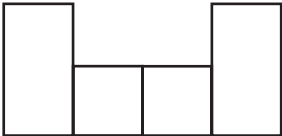
Name: _____

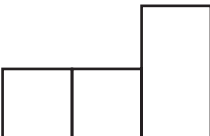
Visual Memory

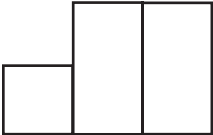


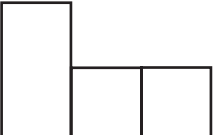
Fill in the boxes.


1. 


2. 


3. 

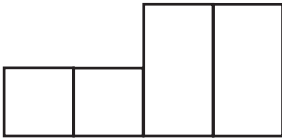
4. 


5. 

6. 

7. 

8. 

9. 

10. 

his is an and can
all call land hand small

Name: _____

Spell Correctly



Unscramble the letters.

na _____ allsm _____ nac _____

si _____ nad _____ nahd _____

llac _____ shi _____ lal _____

andl _____

all an hand call can
and his land is small

Building Spelling Skills

Name: _____

Word Meaning



Write the missing word on the line.

1. Mom put the cake in a _____ box.
call small ball

2. I cut my _____.
land and hand

3. Did the bug _____ on Kim's leg?
and land hand

4. Pat must _____ his mom.
small tall call

5. Put _____ the pigs in the pen.
all small call

6. Is that _____ ball?
is and his

Write sentences with these words.

Building Spelling Skills

Name: _____

Word Study



Cut out the cards.

Read the words.

Paste them in the correct boxes.

the sound of <i>a</i> in <i>an</i>	the sound of <i>a</i> in <i>all</i>

can	cat	small	and
fawn	call	want	has
land	saw	hand	ball

Building Spelling Skills

Name: _____

Spelling List



Trace

Write

Spell and Check

1. up

2. it

3. him

4. I

5. for

6. or

7. four

8. we

9. man

10. men

11. _____
special word

12. _____
special word

fold

_____	_____
_____	_____
_____	_____
_____	_____
_____	_____
_____	_____
_____	_____
_____	_____
_____	_____
_____	_____
_____	_____
_____	_____

Building Spelling Skills

Name: _____

Visual Memory



Fill in the boxes.

1.

--	--	--

2.

--	--	--

3.

--	--

4.

--	--	--

5.

--	--	--

6.

--	--

7.

--	--

8.

--	--	--	--

9.

--	--

10.

--

up it I him for
or four we man men

Name: _____

Find the Mistake



Circle the words that are misspelled.

1. Tim has for dogs.
2. That min had a hat.
3. Can wee go with them?
4. Is the cake four me?
5. Did Nina see hem?

Building Spelling Skills

Name: _____

Word Meaning



Fill in the missing word.

up it him I for or four we man men

1. I want _____ cookies.
2. The red cap is _____ Tammy.
3. A _____ got on the bus.
4. Four _____ got off the bus.
5. Jose and _____ went to the zoo.
6. An ape climbed _____ in the tree.

Write sentences with these words.

Building Spelling Skills

Name: _____

Word Study




Add a letter to make a new word.




_____an



_____an




_____an



_____en

10


_____en



_____en



_____oat



_____oat



_____oat

Name: _____

Spelling List



Trace

Write

Spell and Check

1. add

2. ask

3. came

4. name

5. ride

6. bone

7. save

8. kite

9. cute

10. mine

11. _____
special word

12. _____
special word

fold


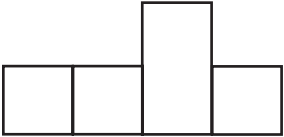
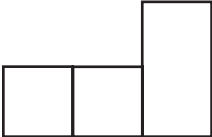
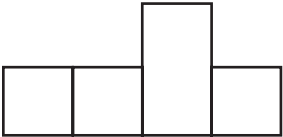
Building Spelling Skills


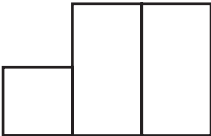


Name: _____

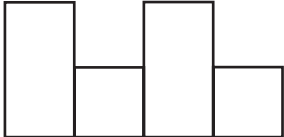

Visual Memory

5

Fill in the boxes.

1.  2.  3.  4. 

5.  6.  7.  8. 

9.  10. 

add ask came save name ride bone kite cute mine

Name: _____

Find the Correct Word

5

Circle the word that is spelled correctly.

- | | | | |
|---------|------|----------|------|
| 1. kame | came | 6. bone | bown |
| 2. ask | aks | 7. myne | mine |
| 3. kite | kyte | 8. add | adde |
| 4. ridd | ride | 9. zave | save |
| 5. qute | cute | 10. name | naim |

Building Spelling Skills

Name: _____

Word Meaning



Write the missing words on the lines.

1. The _____ kitten jumped on the bed.
mine cute add came

2. _____ that _____ for the dog.
Ask Save bone name

3. That red _____ is _____.
mine add save kite

4. Did you _____ to _____ his bike?
add ask came ride

5. His _____ is Max.
came name save mine



Write sentences with these words.

Building Spelling Skills

Name: _____

Word Study



Cut out the cards.

Read the words.

Paste them in the correct boxes.

long vowel sounds	short vowel sounds

add	came	ride	up
him	save	cute	men
ask	bone	can	name
got	hand	mine	kite

Name: _____

Spelling List



Trace

Write

Spell and Check

1. be

2. see

3. got

4. she

5. sheep

6. shop

7. queen

8. been

9. bee

10. he

11. _____
special word

12. _____
special word

fold

_____	_____
_____	_____
_____	_____
_____	_____
_____	_____
_____	_____
_____	_____
_____	_____
_____	_____
_____	_____
_____	_____
_____	_____

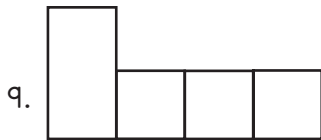
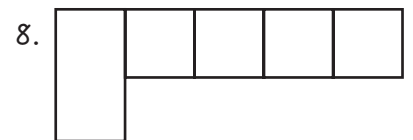
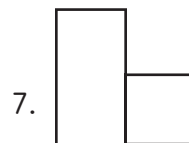
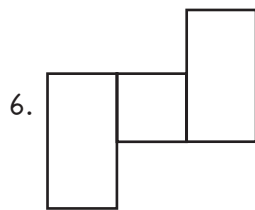
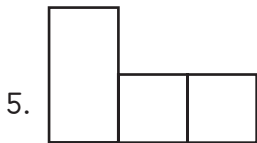
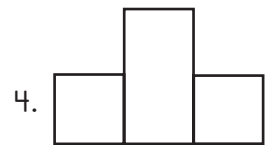
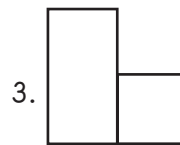
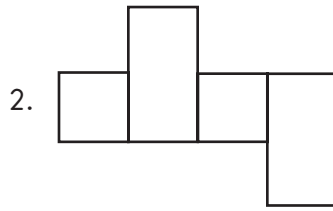
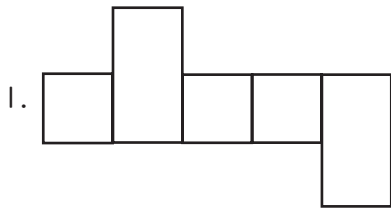
Building Spelling Skills

Name: _____

Visual Memory

6

Fill in the boxes.




be see he she sheep
bee shop queen been got

Name: _____


Spell Vowel Sounds

6


What is missing—e or ee?



qu____n



sh____p



b_____

1. s_____

3. b_____n

5. sh_____

2. h_____

4. b_____

6. p_____p

Building Spelling Skills

Name: _____

Word Meaning



Fill in the missing words.

she sheep shop queen

1. The _____ has three white _____.
2. _____ keeps the sheep in a pen.
3. The queen got them at a _____.

see he been bee

1. Has Jim _____ in the garden?
2. A big _____ sat on a red bud.
3. Did _____ the bee?

Write sentences with these words.

Building Spelling Skills

Name: _____

Word Study



Cut out the cards.

Read the words.

Paste them in the correct boxes.

the sound of <i>e</i> in <i>me</i>	the sound of <i>e</i> in <i>pet</i>

be	get	see	queen
hen	mess	she	sheep
bell	bee	red	then

Name: _____

Spelling List



Trace

Write

Spell and Check

1. no

2. go

3. going

4. most

5. kind

6. find

7. gave

8. so

9. do

10. doing

11. _____
special word

12. _____
special word

fold

_____	_____
_____	_____
_____	_____
_____	_____
_____	_____
_____	_____
_____	_____
_____	_____
_____	_____
_____	_____
_____	_____
_____	_____


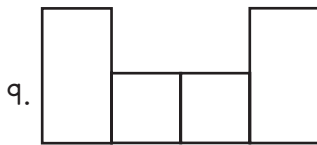
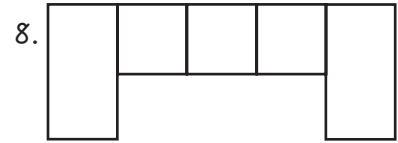
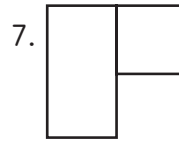
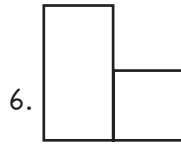
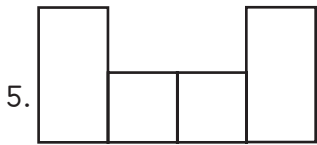
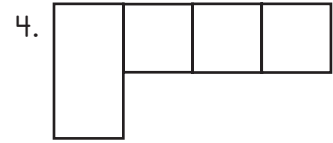
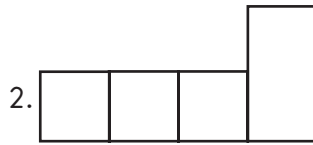
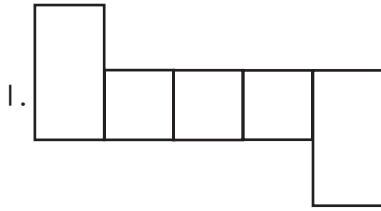
Building Spelling Skills

Name: _____

Visual Memory



Fill in the boxes.



no go going most so do doing kind find gave

Name: _____

Make New Words



Change a letter to make a new word.

no ____o

cave ____ave

mind ____ind

post ____ost

Add the ending *ing*.

go _____

find _____

do _____

sleep _____

Building Spelling Skills

Name: _____

Word Meaning



Write the missing word on the line.

1. What is that man _____?
going doing find
2. Miss Green is a _____ woman.
find most kind
3. We are _____ to Disneyland.
doing go going
4. Mom _____ me a new lunch box.
gave find do
5. I did _____ of my homework.
so kind most
6. Can you help me _____ my lost dog?
kind find going
7. Tonya needs _____ go home now.
so to do



Write sentences with these words.

Building Spelling Skills

Name: _____

Word Study



Cut out the words.

Paste them in the correct boxes.

sound of <i>o</i> in <i>no</i>	sound of <i>i</i> in <i>my</i>	sound of <i>a</i> in <i>cave</i>	sound of <i>o</i> in <i>too</i>

kind	gave	most	cake
do	to	so	find
save	go	mine	blue

Name: _____

Spelling List



Trace

Write

Spell and Check

1. the

2. that

3. them

4. day

5. may

6. made

7. was

8. of

9. if

10. a

11. _____
special word

12. _____
special word

fold

_____	_____
_____	_____
_____	_____
_____	_____
_____	_____
_____	_____
_____	_____
_____	_____
_____	_____
_____	_____
_____	_____
_____	_____

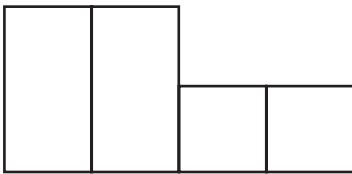
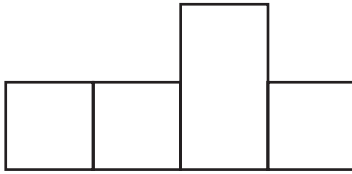
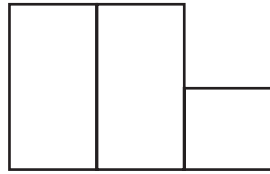

Building Spelling Skills

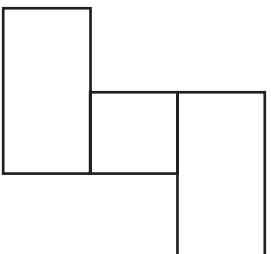
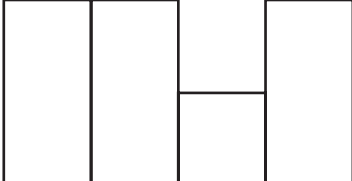
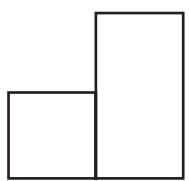
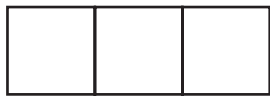
Name: _____

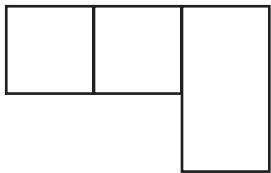
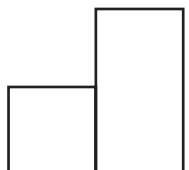
Visual Memory



Fill in the boxes.

1.  2.  3.  4. 

5.  6.  7.  8. 

9.  10. 

day of them if
that was made the
may a

Name: _____

Find the Correct Word



Circle the word that is spelled correctly.

- | | | | |
|---------|------|---------|-----|
| 1. taht | that | 5. wus | was |
| 2. may | mai | 6. dae | day |
| 3. the | thu | 7. them | thm |
| 4. mayd | made | 8. of | ov |

Building Spelling Skills

Name: _____

Word Meaning



Fill in the missing word.

day of them if a
that was made the may

1. Sunday is the first _____ of the week.
2. May I have _____ slice of cake?
3. Ask if you _____ come to my house.
4. Grandmother _____ a cake for them.
5. Will _____ boys win the game?
6. What is in _____ big box?
7. Bob will come with us _____ he has time.
8. The little boy's balloon _____ red.

Write sentences with these words.

Building Spelling Skills

Name: _____

Word Study



Cut out the word cards.
Read the words.
Paste them in the correct boxes.

sound of <i>a</i> in <i>came</i>	sound of <i>a</i> in <i>hat</i>

may	stay	flake	sand
play	cake	plant	game
sat	cape	pan	day

Name: _____

Spelling List



Trace

Write

Spell and Check

1. some

2. come

3. home

4. fun

5. funny

6. run

7. running

8. ran

9. us

10. use

11. _____
special word

12. _____
special word

fold

Building Spelling Skills

Name: _____

Visual Memory



Fill in the boxes.

1.

--	--	--	--	--	--

2.

--	--	--	--	--

3.

--	--	--

4.

--	--	--	--	--

5.

--	--	--

6.

--	--	--

7.

--	--

8.

--	--	--	--	--	--	--	--	--

9.

--	--	--	--

10.

--	--	--	--

some come home fun funny
ran run use us running

Name: _____

Making New Words



Write the last letter a second time.
Then add *ing* to the word.

run + n + ing = running

1. run _____
2. hit _____
3. hum _____
4. tag _____
5. cut _____
6. tap _____
7. rub _____
8. sit _____

Building Spelling Skills

Name: _____

Word Meaning



Fill in the missing word.

- some come home fun funny
- ran run use us running

1. Can you go to the circus with _____?
2. I _____ to the circus tent.
3. Sid and Tina were _____, too.
4. Will the clowns _____ here?
5. The _____ clowns jumped up and down.
6. _____ clowns were in a little car.
7. We had _____ at the circus.
8. It is time to go _____.

Write sentences with these words.

Building Spelling Skills

Name: _____

Word Study



Cut out the cards.

Read the words.

Paste them in the correct boxes.

the sound of <i>u</i> in <i>up</i>	the sound of <i>o</i> in <i>no</i>

some	home	stone	fun
come	bone	don't	jump
joke	run	us	boat

Building Spelling Skills

Name: _____

Spelling List



Trace

Write

Spell and Check

1. place

2. make

3. making

4. help

5. here

6. want

7. nice

8. to

9. two

10. into

11. _____
special word

12. _____
special word

fold

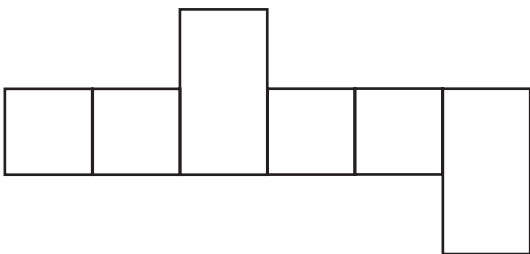
Building Spelling Skills

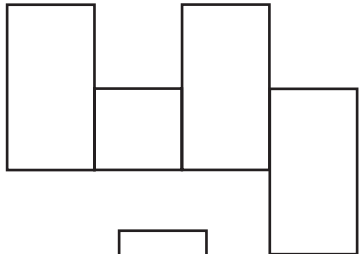
Name: _____


Visual Memory

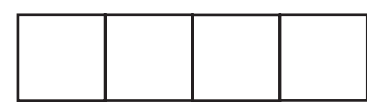
10

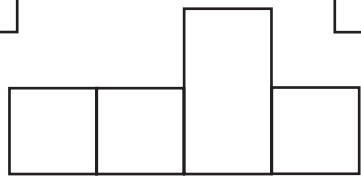
Fill in the boxes.

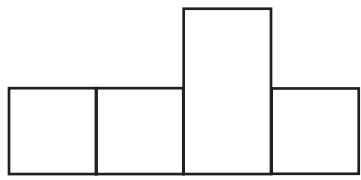
1. 

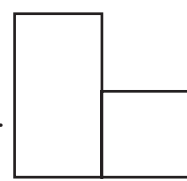
2. 

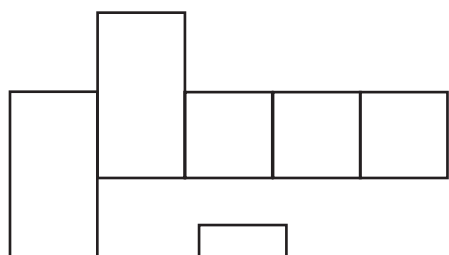
3. 

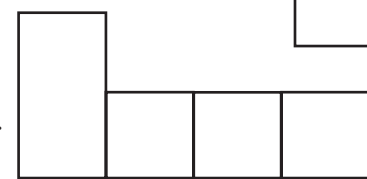
4. 

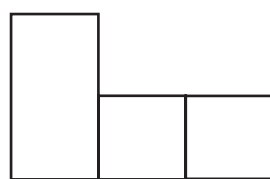
5. 

6. 

7. 

8. 

9. 

10. 

place make help here
want nice to two
into making

Name: _____

Find the Mistake

10

Mark an X on the misspelled words.

- | | | | |
|----------|-------|------------|--------|
| 1. hep | help | 6. makking | making |
| 2. make | mak | 7. twe | two |
| 3. intwo | into | 8. here | heer |
| 4. nize | nice | 9. wunt | want |
| 5. place | plaic | 10. to | tou |

Building Spelling Skills

Name: _____

Word Meaning



Write the missing words on the lines.

1. Can you _____ me _____ a cake?
here help making make
2. That is a _____ pet hamster.
makes two nice into
3. I _____ _____ cookies.
to two make want
4. Let's go _____ the mall.
two here to place
5. Toss the ball _____ the hoop.
to two here into
6. _____ is the _____ to get ice cream.
Help Here place make

Write sentences with these words.

Building Spelling Skills

Name: _____

Word Study



Make a new word.


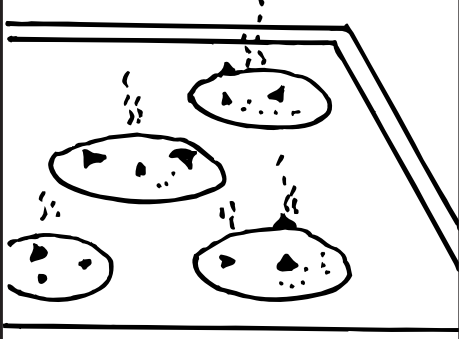

- Add **ing**.

play + ing = playing

- Drop silent **e**. Add **ing**.

make + ing = making

- | | |
|---------------|-----------------|
| 1. bake _____ | 6. start _____ |
| 2. want _____ | 7. wash _____ |
| 3. sing _____ | 8. come _____ |
| 4. ride _____ | 9. chase _____ |
| 5. take _____ | 10. smile _____ |

 <p>The clown is _____.</p> <p>_____ smile</p>	 <p>Dad is _____.</p> <p>_____ bake</p>	 <p>Anna is _____.</p> <p>_____ sing</p>
---	---	---

Name: _____

Spelling List



Trace

Write

Spell and Check

1. send
2. pick
3. end
4. bath
5. fast
6. last
7. both
8. must
9. just
10. black

fold

11. _____
special word

12. _____
special word

_____	_____
_____	_____
_____	_____
_____	_____
_____	_____
_____	_____
_____	_____
_____	_____
_____	_____
_____	_____
_____	_____
_____	_____

Building Spelling Skills

Name: _____

Visual Memory



Fill in the boxes.

1.

--	--	--	--	--

2.

--	--	--	--

3.

4.

5.

--	--	--	--

6.

7.

--	--	--

8.

--	--	--	--

9.

10.

- | | | | |
|------|-------|------|------|
| send | pick | end | both |
| fast | last | must | just |
| bath | black | | |

Name: _____

Rhyming Words



Write the words that rhyme.

pick

end

fast

must

- | | | | | | |
|------|------|-------|------|------|------|
| just | cast | trick | last | kick | mend |
| send | sick | dust | past | bust | bend |

Building Spelling Skills

Name: _____

Word Meaning



Fill in the missing words.

- send pick end both fast
- lasted must just bath black

1. The ball game _____ all day.
2. I was happy to _____ my prize.
3. Give _____ dogs a _____ in the tub.
4. His party will _____ at 5 o'clock.
5. The _____ car was so _____ it won the race.
6. Will Uncle Fred _____ me a letter?

Write sentences with these words.

Building Spelling Skills

Name: _____

Word Study




Add an ending to make a word.


th st ck nd




ba_____



sa_____



mo_____



chi_____



bla_____



ba_____

Fill in the missing letters.

1. Put the bla_____ chi_____ in the pen with the hen.
2. He mu_____ go home soon.
3. Did you take a ba_____?



Name: _____

Spelling List



Trace

Write

Spell and Check

1. candy

2. went

3. sent

4. take

5. like

6. puppy

7. time

8. didn't

9. by

10. my

11. _____
special word

12. _____
special word

fold

_____	_____
_____	_____
_____	_____
_____	_____
_____	_____
_____	_____
_____	_____
_____	_____
_____	_____
_____	_____
_____	_____
_____	_____

Building Spelling Skills

Name: _____

Visual Memory



Fill in the boxes.

1.

--	--	--	--	--

2.

--	--	--	--

3.

4.

--	--	--	--

5.

--	--	--	--

6.

--	--	--	--

7.

8.

--	--	--	--	--

9.

--	--	--	--	--

10.

--	--	--	--

candy went sent take like
time puppy didn't by my

Name: _____

Contractions



Match:

didn't

is not

can't

did not

isn't

can not

I'm

it is

let's

I am

it's

let us

Building Spelling Skills

Name: _____

Word Meaning



Write the missing words on the lines.

1. It's _____ to feed the _____.
sent like puppy time
2. _____ mom _____ me to bed.
By My sent went
3. George _____ get to _____ a turn.
take time like didn't
4. I _____ cake and _____.
candy puppy take like
5. Jose _____ to sit _____ his dad.
sent by my went

Write sentences with these words.

Building Spelling Skills

Name: _____

Word Study

12

Cut out the cards.

Read the words.

Paste them in the correct boxes.

sound of <i>y</i> in <i>sunny</i>	sound of <i>y</i> in <i>cry</i>	sound of <i>y</i> in <i>you</i>

candy	by	your
funny	my	try
yell	happy	yam
yes	fly	puppy

Name: _____

Spelling List



Trace

Write

Spell and Check

1. less
2. tell
3. well
4. will
5. still
6. off
7. letter
8. little
9. silly
10. happy

fold

11. _____
special word

12. _____
special word

_____	_____
_____	_____
_____	_____
_____	_____
_____	_____
_____	_____
_____	_____
_____	_____
_____	_____
_____	_____
_____	_____
_____	_____
_____	_____


Building Spelling Skills

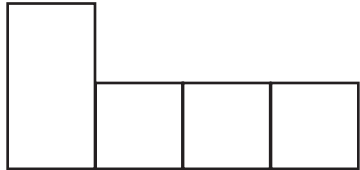
Name: _____

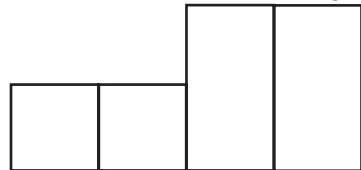
Visual Memory

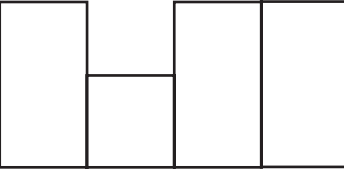
13

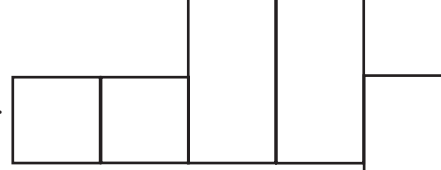
Fill in the boxes.

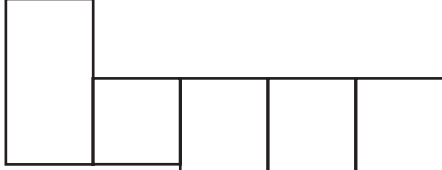
1. 

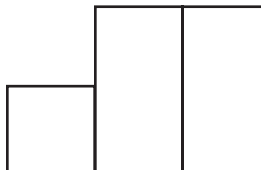
2. 

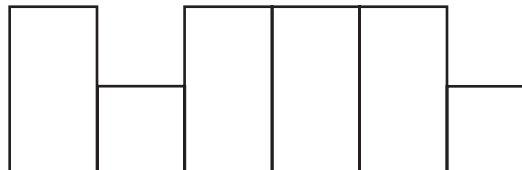
3. 

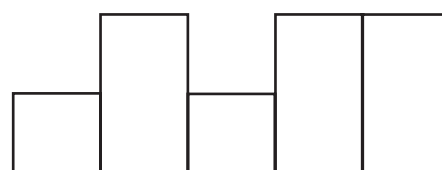
4. 

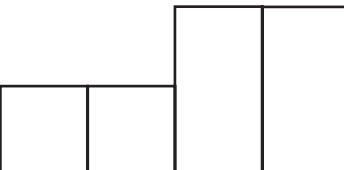
5. 

6. 

7. 

8. 

9. 

10. 

less tell will still letter
little off well silly happy

Name: _____

Find the Mistake

13

Mark an X on the misspelled words.

- | | | | |
|-----------|-------|-----------|--------|
| 1. wil | will | 6. less | les |
| 2. hapy | happy | 7. litle | little |
| 3. letter | leter | 8. tel | tell |
| 4. off | oof | 9. well | wel |
| 5. sily | silly | 10. still | stell |

Building Spelling Skills

Name: _____

Word Meaning



Write the missing words on the lines.

1. Mom was _____ to get a _____ from Grandma.
little happy letter less


2. Can you _____ me a _____ joke?
silly well tell will

3. I _____ take a _____ bit of candy.
well will letter little

4. It is _____ hot outside in the sun.
happy will still silly

5. Turn _____ the TV when you go to bed.
less of off if

6. Is six _____ than ten?
well less will tell



Write sentences with these words.

Building Spelling Skills

Name: _____

Word Study

13

Write the words that rhyme.

better dress four seen
some well when will

1. less _____

5. come _____

2. tell _____

6. or _____

3. still _____

7. men _____

4. letter _____

8. queen _____

How Many Syllables?

Circle the number of syllables in each word.

1. letter

|

2

9. bunny

|

2

2. silly

|

2

10. black

|

2

3. well

|

2

11. into

|

2

4. less

|

2

12. two

|

2

5. little

|

2

13. lasted

|

2

6. happy

|

2

14. place

|

2

7. still

|

2

15. help

|

2

8. rabbit

|

2

16. making

|

2

Name: _____

Spelling List



Trace

Write

Spell and Check

1. boat
2. coat
3. float
4. long
5. along
6. belong
7. paw
8. fawn
9. tall
10. wall

fold

11. _____
special word

12. _____
special word

Building Spelling Skills

Name: _____

Visual Memory

14

Fill in the boxes.

1.	2.	3.
4.	5.	6.
7.	8.	9.
10.	<div style="border: 1px solid black; border-radius: 15px; padding: 10px; display: inline-block;"> boat float coat long along belong paw fawn tall wall </div>	







Name: _____

Spell Vowel Sounds

14

Add the missing letters.

aw all oa

 f _____ n	 p _____	 w _____
 b _____ t	 c _____ t	 fl _____ t

Building Spelling Skills

Name: _____

Word Meaning



Write the missing words on the lines.

1. Can Allen _____ his _____ in the pond?
boat float

2. Did the _____ _____ _____ to that man?
belong coat long

3. A _____ ran _____ the _____ _____.
fawn tall wall along



Write sentences with these words.

Building Spelling Skills

Name: _____

Word Study

14

Cut out the cards.

Read the words.

Paste them in the correct boxes.

vowel sound in <i>song</i>	vowel sound in <i>go</i>

boat	so	long	fawn
tall	coat	paw	float
note	wall	fall	saw
bone	rope		

Name: _____

Spelling List



Trace

Write

Spell and Check

1. way

2. away

3. today

4. chain

5. wait

6. chase

7. play

8. played

9. rain

10. paint

11. _____
special word

12. _____
special word

fold

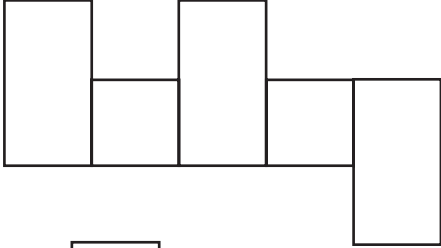
Building Spelling Skills

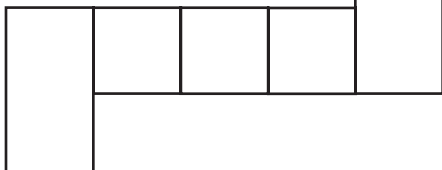
Name: _____

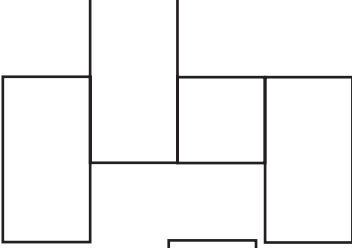
Visual Memory

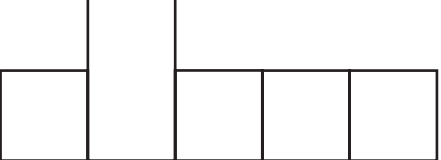
15


Fill in the boxes.


1. 

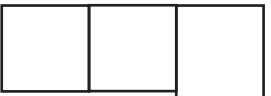
2. 

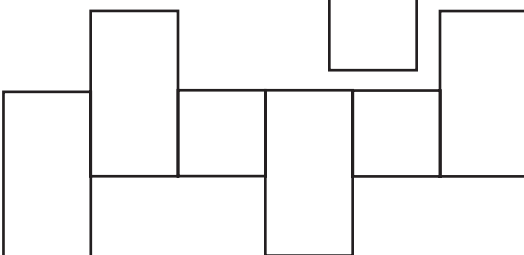
3. 

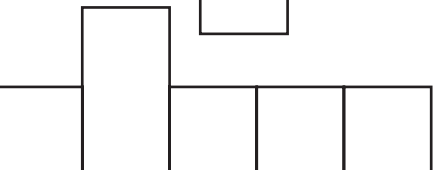
4. 


5. 

6. 

7. 

8. 

9. 

10. 




way away
 today play
 played chain
 chase paint
 wait rain

Name: _____

Spell Vowel Sounds

15

What is missing—*ai* or *ay*?

 ch_____n	 r_____n	 p_____nt
---	---	---

1. w_____

3. pl_____

2. w_____t

4. tod_____

Building Spelling Skills

Name: _____

Word Meaning



Fill in the missing word.

- way away today play played
chain chase paint wait rain

1. We like to _____ kickball.
2. Don't run _____.
3. Did Arnold's dog _____ the cat?
4. We are going to _____ the gate _____.
5. Carlos got wet in the _____.
6. Lock up your bike with that _____.



Write sentences with these words.

Building Spelling Skills

Name: _____

Word Study

15

Cut out the cards.

Read the words.

Paste the words that rhyme in the correct box.

<i>say</i>	<i>gain</i>	<i>vase</i>

chain	way	chase	rain
play	case	face	away
today	pain	lane	race
main	stay	place	

Building Spelling Skills

Name: _____

Spelling List



Trace

Write

Spell and Check

1. too

2. good

3. book

4. shook

5. school

6. when

7. what

8. took

9. who

10. soon

11. _____
special word

12. _____
special word

fold

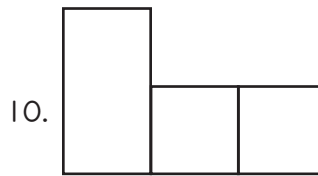
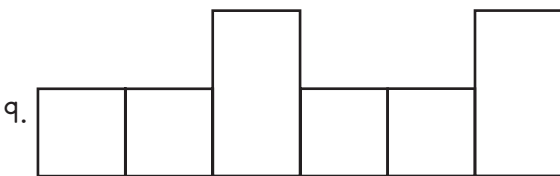
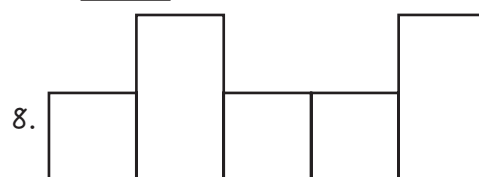
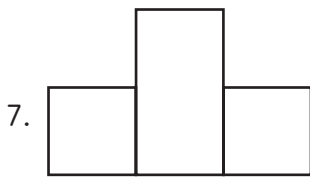
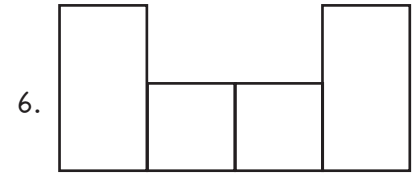
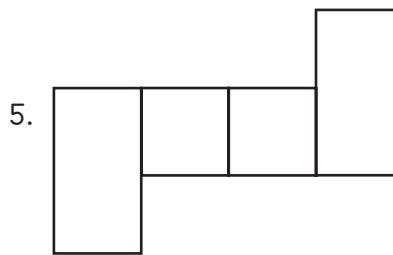
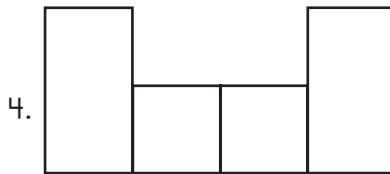
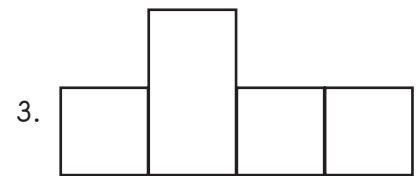
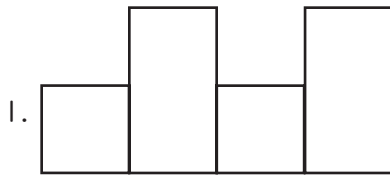
Building Spelling Skills

Name: _____

Visual Memory

16

Fill in the boxes.



too good
book shook
school soon
what when
who took

Name: _____

Find the Correct Word

16

Circle the words that are spelled correctly.

1. skool

school

5. took

twok

2. good

gud

6. wat

what

3. shook

shoock

7. when

wen

4. hoo

who

8. bock

book

Name: _____



Fill in the missing words.

too good book shook school
soon what when who took

1. It's time to go to _____.

2. Is that a _____ to read?

3. He _____ the bell to make it ring.

4. _____ is the fastest runner in class?

5. Can you tell me _____ is in the box?

6. Zeke wants to go swimming, _____.

Write sentences with these words.

Building Spelling Skills

Name: _____

Word Study

16

Cut out the cards.

Read the words.

Paste them in the correct boxes.

sound of <i>oo</i> in <i>too</i>	sound of <i>oo</i> in <i>book</i>

school	good	cook
soon	shook	who
hook	to	boo
look	tool	took

Name: _____

Spelling List



Trace

Write

Spell and Check

1. now

2. down

3. how

4. out

5. shout

6. about

7. our

8. house

9. slow

10. show

11. _____
special word

12. _____
special word

fold

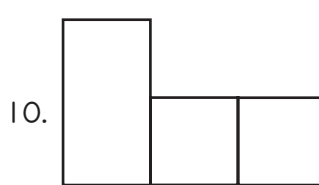
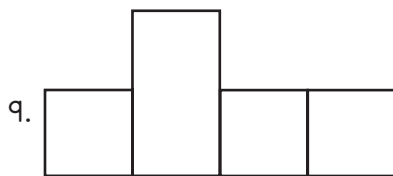
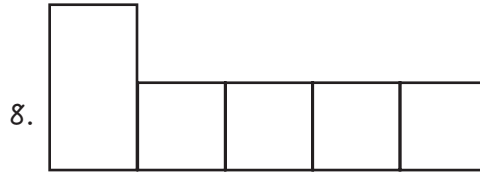
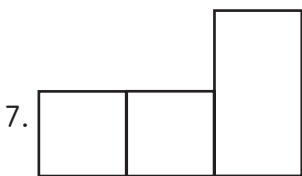
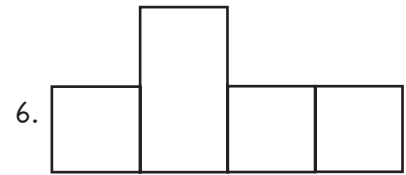
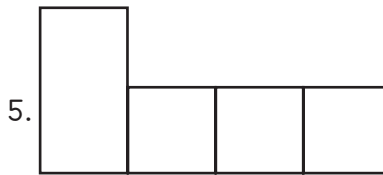
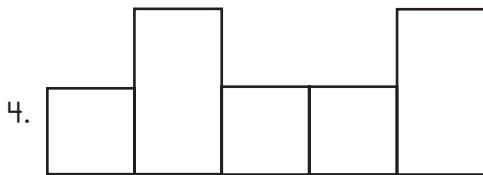
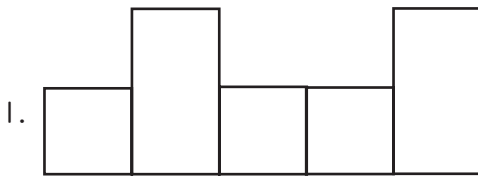
Building Spelling Skills

Name: _____

Visual Memory

17

Fill in the boxes.



now down
how out
shout about
our house
slow show

Name: _____

Spell Vowel Sounds

17

What is missing—*ow* or *ou*?

1. h_____se

2. sh_____

3. d_____n

4. sh_____t

5. _____t

6. n_____

7. ab_____t

8. sl_____

Building Spelling Skills

Name: _____

Word Meaning



Fill in the missing words.

now down how out shout
about our house slow show

1. Don't _____ in the _____.

2. Can we go home _____?

3. _____ car is too _____.

4. The little boy jumped up and _____.

5. _____ will we get to the _____?

6. This book is _____ dinosaurs.

Write sentences with these words.

Building Spelling Skills

Name: _____

Word Study



Cut out the cards.

Read the words.

Paste them in the correct boxes.

sound of <i>ow</i> in <i>cow</i>	sound of <i>o</i> in <i>no</i>

now	out	slow	bone
down	shout	show	how
so	row	about	grow
go	our	house	mow

Name: _____

Spelling List



Trace

Write

Spell and Check

1. her

2. girl

3. turn

4. hurt

5. first

6. were

7. card

8. part

9. start

10. are

11. _____
special word

12. _____
special word

fold

Building Spelling Skills

Name: _____

Visual Memory

18

Fill in the boxes.

1.

--	--	--	--

2.

3.

4.

--	--	--	--

5.

--	--	--	--

6.

--	--	--

7.

--	--	--

8.

--	--	--	--

9.

10.

--	--	--	--

her girl turn hurt first
were card part start are

Name: _____

Find the Mistake

18

Mark an X on the misspelled words.

1. That gril hurt her leg.
2. Did the game stard?
3. The ferst joke was funny.
4. It is Bob's tirn next.
5. Dogs and cats ar nice pets.

Building Spelling Skills

Name: _____

Word Meaning



Write the missing words on the lines.

1. She was the _____ _____ to play ball.
hurt her first girl

2. Margo _____ _____ hand when she fell.
were her part hurt

3. The girls _____ _____ of the team.
start part are were

4. _____ the game with that _____.
Are Start card star

5. The next _____ is for Kelly.
girl hurt turn were

Write sentences with these words.

Building Spelling Skills

Name: _____

Word Study

18

Write the letters that spell the sound *er* in the words.

er ir ur

1. h_____

6. f_____st

2. t_____n

7. st_____

3. g_____l

8. c_____l

4. h_____t

9. t_____key

5. w_____e

10. n_____se



Name: _____

Find the Correct Word

18

Circle the words that are spelled correctly.

1. ar

are

5. dark

drak

2. card

kard

6. fer

far

3. strat

start

7. pardy

party

4. part

pard

8. garden

gardn

Name: _____

Spelling List



Trace

Write

Spell and Check

1. more

2. store

3. stand

4. star

5. blew

6. flew

7. new

8. stone

9. sting

10. ring

11. _____
special word

12. _____
special word

fold

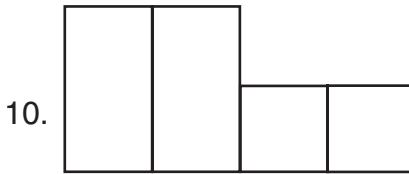
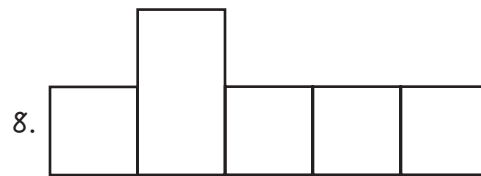
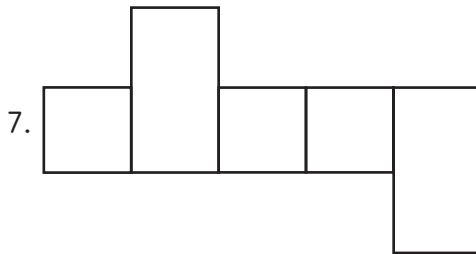
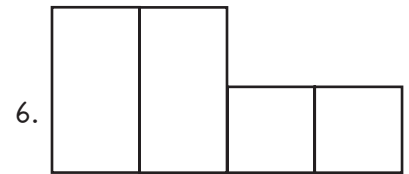
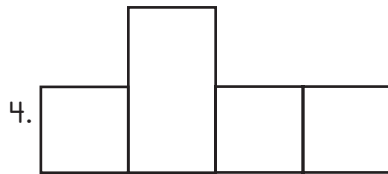
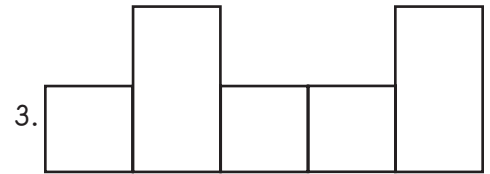
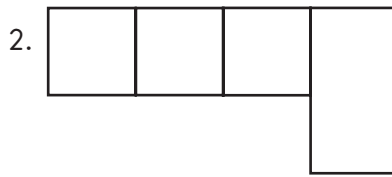
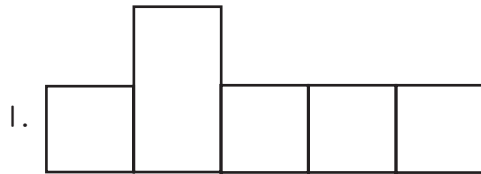
Building Spelling Skills

Name: _____

Visual Memory

19

Fill in the boxes.



more store stand star blew
new flew stone sting ring

Name: _____

Find the Mistake

19

Circle the misspelled words.

1. I went to the stor for Mom.

2. He blue up a red balloon.

3. The bird flu into a tree.

4. Did a bee styng Jamal?

5. Can I have some moor cookies?

Building Spelling Skills

Name: _____

Word Meaning



Fill in the missing words.

- more
- store
- stand
- star
- blew
- new
- flew
- stone
- sting
- ring

1. There is a yellow _____ on Pam's hat.
2. She got a gold _____ at the _____.
3. The blue jay _____ back to her nest.
4. Did that bee _____ you?
5. We had to _____ in line to get on the bus.
6. Herman _____ out the candles on his cake.

Write sentences with these words.

Building Spelling Skills





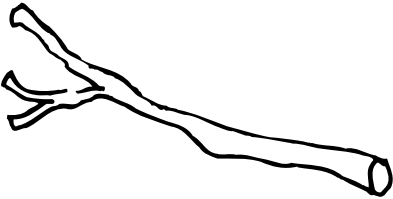

Name: _____

Word Study



Write the missing letters.

st bl fl

 ____ar	 ____ocks	 ____y
 ____ackbird	 ____ick	 ____ag

Name: _____

Word Study



Circle the letters that make the same sound as *oo* in *too*.

flew

moon

tool

school

you

who

do

too

to

chew

new

tooth



Building Spelling Skills

Name: _____

Spelling List



Trace

Write

Spell and Check

1. have

2. give

3. love

4. from

5. live

6. friend

7. much

8. such

9. old

10. told

11. _____
special word

12. _____
special word

fold


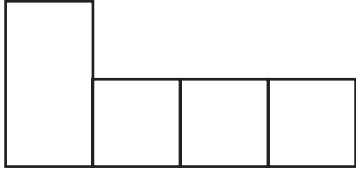

Building Spelling Skills


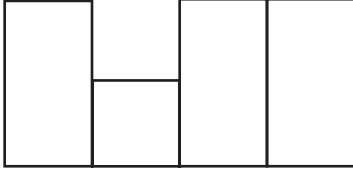
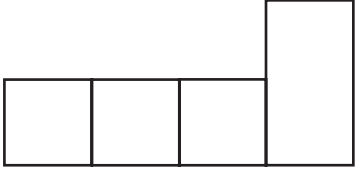
Name: _____

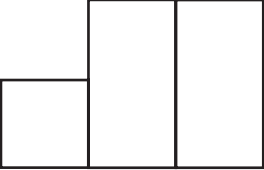
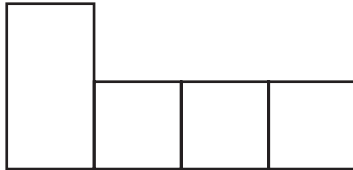

Visual Memory


20

Fill in the boxes.

1.  2.  3. 

4.  5.  6. 

7.  8.  9. 

10. 

have	give	love	from	live
friend	much	such	old	told

Name: _____

Rhyming Words

20

Match the words that rhyme.

give	such	long	note
old	live	coat	some
much	glove	too	song
love	told	rope	bunny
from	lend	come	to
friend	some	funny	soap

Building Spelling Skills

Name: _____

Word Meaning



Write the missing words on the lines.

1. She got a letter _____ her best _____.
told friend from

2. How _____ do you _____ your mother?
love such much

3. Did Mark _____ in that _____ house?
have old live

4. Will you _____ Donald part of your muffin?
have live give

5. Alex _____ me to call him after school.
old from told

Write sentences with these words.

Building Spelling Skills

Name: _____

Word Study

20

Cut out the cards.
Read the words.
Paste them in the correct boxes.

long vowel sound	short vowel sound

stove	have	glove	gave
give	shove	five	wave
love	dive	save	above

Name: _____

Spelling List



Trace

Write

Spell and Check

1. you

2. your

3. yes

4. yell

5. drop

6. line

7. side

8. dress

9. draw

10. saw

11. _____
special word

12. _____
special word

fold

	_____	_____
	_____	_____
	_____	_____
	_____	_____
	_____	_____
	_____	_____
	_____	_____
	_____	_____
	_____	_____
	_____	_____
	_____	_____
	_____	_____
	_____	_____

Building Spelling Skills

Name: _____

Visual Memory

21

Fill in the boxes.

1.

--	--	--	--	--

2.

3.

--	--	--	--

4.

--	--	--	--

5.

6.

7.

8.

--	--	--

9.

10.

you yes yell drop line
side your dress draw saw

Name: _____

Find the Correct Word

21

Circle the words that are spelled correctly.

- | | | |
|---------|-------|-------|
| 1. uoo | yeew | you |
| 2. dess | dress | dreds |
| 3. side | syde | sihd |
| 4. zaw | saw | sah |
| 5. grop | jrop | drop |
| 6. line | yine | lin |

Building Spelling Skills

Name: _____

Word Meaning



Fill in the missing word.

- | | | | | |
|------|------|-------|------|------|
| you | yes | yell | drop | line |
| side | your | dress | draw | saw |

1. _____, you may go to the party.
2. Mary wore her red _____.
3. Stand on that side of the _____.
4. Will you _____ a clown for me?
5. Use the _____ to cut that wood.
6. Don't _____ your glass of milk.
7. I will _____ if you hit me.



Write sentences with these words.

Building Spelling Skills


Name: _____

Word Study


21

Fill in the missing letters.

tr dr cr



____uck




____ess



____ab



____ee




____own



____um



____icket



____agon



____umpet

tr dr cr

1. The baby began to ____y.
2. Throw that junk in the ____ash can.
3. Don't ____ip water on the clean floor.
4. The farmer planted a new ____op of corn.
5. We rode the ____ain to New York.

Name: _____

Spelling List



Trace

Write

Spell and Check

1. boy

2. toy

3. oil

4. soil

5. other

6. mother

7. sister

8. boil

9. brother

10. father

11. _____
special word

12. _____
special word

fold

	_____	_____
	_____	_____
	_____	_____
	_____	_____
	_____	_____
	_____	_____
	_____	_____
	_____	_____
	_____	_____
	_____	_____
	_____	_____
	_____	_____
	_____	_____

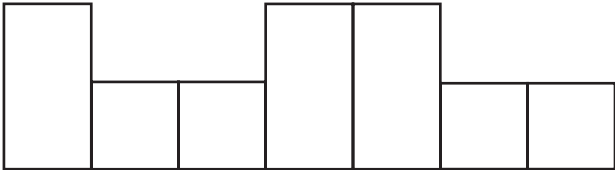
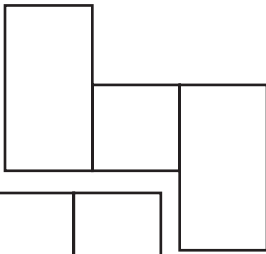

Building Spelling Skills


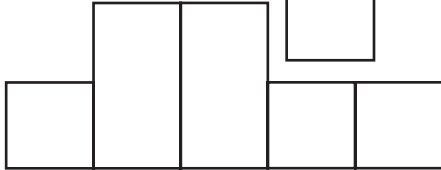
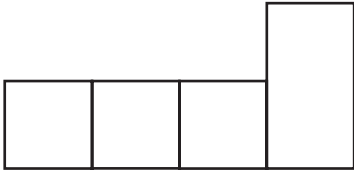
Name: _____

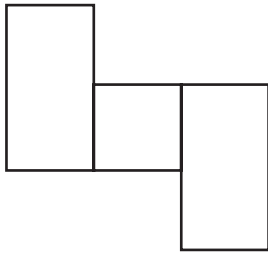

Visual Memory

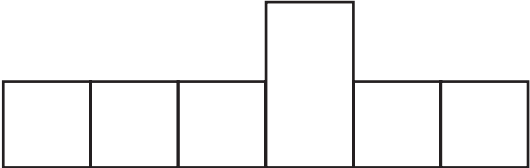
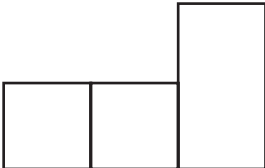
22

Fill in the boxes.

1.  2.  3. 

4.  5.  6. 

7.  8. 

9.  10. 

- | | |
|---------|--------|
| boy | toy |
| oil | soil |
| boil | mother |
| father | sister |
| brother | other |

Name: _____

Word Study

22

What is missing—*oy* or *oi*?

- | | | |
|-----------|-----------|------------|
| 1. b____ | 4. R____ | 7. t____ |
| 2. b____l | 5. s____l | 8. n____se |
| 3. c____n | 6. ____l | |



1. A b____ dug a hole in the s____l.
2. The loud n____se woke up the baby.
3. R____ got a t____ truck at the store.

Building Spelling Skills

Name: _____

Word Meaning



Fill in the missing words.

- | | | | | |
|--------|--------|--------|---------|-------|
| boy | toy | oil | soil | boil |
| mother | father | sister | brother | other |

1. _____ and _____ went to town.
2. Angela is my baby _____.
3. Is that _____ your big _____?
4. The water will _____ when it gets very hot.
5. Jack likes this show, but I like the _____ one.
6. Plant seeds in the _____ in that pot.

Write sentences with these words.

Building Spelling Skills

Name: _____

Word Study



Add or change letters to make new words.

b m s t br

1. Roy ___oy ___oy

2. oil ___oil ___oil

3. other ___other ___other

4. twister ___ister ___ister

Name: _____

Word Study



Circle the number of syllables in each word.

1. boy 1 2 3

6. soil 1 2 3

2. brother 1 2 3

7. mother 1 2 3

3. boiling 1 2 3

8. family 1 2 3

4. sister 1 2 3

9. father 1 2 3

5. another 1 2 3

10. oil 1 2 3

Name: _____

Spelling List



Trace

Write

Spell and Check

1. this
2. then
3. thing
4. thank
5. bank
6. with
7. wish
8. think
9. sing
10. these

fold

11. _____
special word

12. _____
special word

_____	_____
_____	_____
_____	_____
_____	_____
_____	_____
_____	_____
_____	_____
_____	_____
_____	_____
_____	_____
_____	_____
_____	_____

Building Spelling Skills

Name: _____

Visual Memory

23

Fill in the boxes.

1.

--	--	--	--	--

2.

--	--	--	--	--

3.

--	--	--	--

4.

--	--	--	--

5.

--	--	--	--

6.

--	--	--	--

7.

--	--	--	--

8.

--	--	--	--

9.

--	--	--	--

10.

--	--	--	--

this then these thing
think bank with thank
sing wish

Name: _____

Final Sounds

23

Add ending letters to make words.

nk ng sh th

1. thi___ thi___

2. si___ si___

3. wi___ wi___ wi___ wi___

4. ba___ ba___ ba___ ba___

Building Spelling Skills

Name: _____

Word Meaning



Fill in the missing word.

this then these thing think
sing with bank thank wish

1. I _____ I had a new bike.
2. What is this _____?
3. Katy put three dimes in her _____.
4. Did Lara say _____ you for the present?
5. Are _____ your socks?
6. Let's _____ a funny song.
7. Did you _____ the test was hard?
8. Put the chicks in _____ the mother hen.

Write sentences with these words.

Building Spelling Skills

Name: _____

Word Study

23

Cut out the cards.

Read the words.

Paste the cards in the correct boxes.

the sound of <i>th</i> in <i>the</i>	the sound of <i>th</i> in <i>thin</i>

thank	with	this	then
thing	these	think	than
bath	those	that	thick

Name: _____

Spelling List



Trace

Write

Spell and Check

1. why

2. try

3. trying

4. eat

5. mean

6. read

7. sunny

8. fly

9. treat

10. each

11. _____
special word

12. _____
special word

fold

_____	_____
_____	_____
_____	_____
_____	_____
_____	_____
_____	_____
_____	_____
_____	_____
_____	_____
_____	_____
_____	_____
_____	_____

Building Spelling Skills

Name: _____

Visual Memory

24

Fill in the boxes.

1.
2.
3.
4.
5.
6.
7.
8.
9.
10.

why try
trying fly
eat mean
each read
treat sunny

Name: _____

Beginning Sounds

24

Change letters to make new words.

r m s f sh tr cr

fry ___y funny ___unny bead ___ead
shy ___y bean ___ean meat ___eat

Fill in the missing letters.

1. Mom gave me peanuts for a _____eat.

2. Is it _____unny or rainy today?

3. My baby sister started to _____y when she fell down.

Name: _____



Write the answers.

1. Name a treat you can eat.

2. Name three things that can fly.

3. What can you do on a sunny day?

4. Name two things you can read.

5. What happens if you are mean to an animal?

6. Circle the word that asks a question.

try why fly

Write sentences with these words.

Building Spelling Skills

Name: _____

Word Study

24

Cut out the cards.

Read the words.

Paste them in the correct boxes.

long <i>i</i>	long <i>e</i>

why	I	eat	see
time	treat	keep	try
mine	mean	read	pie
fly	each	me	bike

Building Spelling Skills

Name: _____

Spelling List



Trace

Write

Spell and Check

1. trip

2. tree

3. say

4. said

5. hop

6. train

7. number

8. stop

9. stopped

10. one

11. _____
special word

12. _____
special word

fold

_____	_____
_____	_____
_____	_____
_____	_____
_____	_____
_____	_____
_____	_____
_____	_____
_____	_____
_____	_____
_____	_____
_____	_____

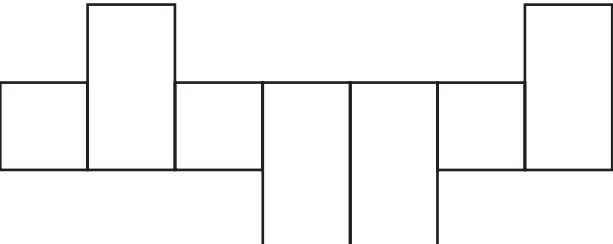
Building Spelling Skills

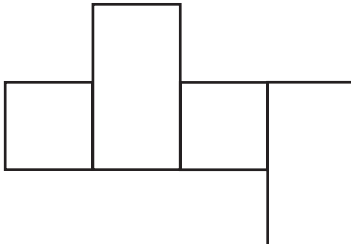
Name: _____

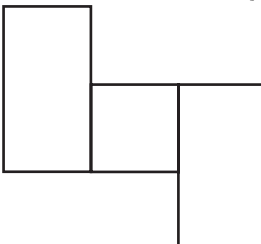
Visual Memory


25

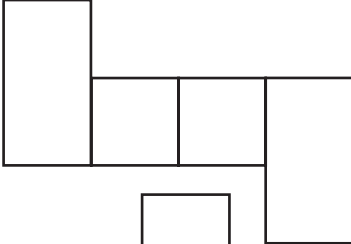
Fill in the boxes.

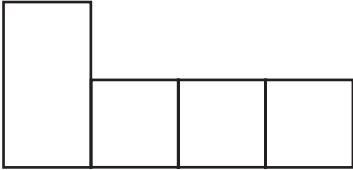
1. 

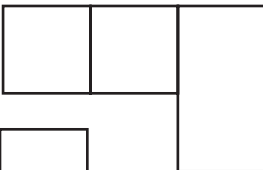
2. 


3. 

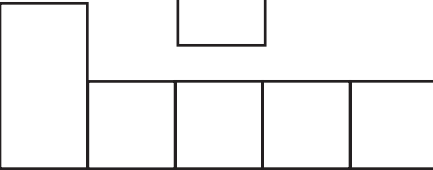
4. 


5. 

6. 

7. 

8. 

9. 

10. 

trip say
tree train
number hop
said stop
one stopped

Name: _____

Rhyming Words

25

Match the words that rhyme.

say	skip
trip	play
one	hop
said	bed
number	fun
tree	rain
stop	lumber
train	we

Building Spelling Skills

Name: _____

Word Meaning



Fill in the missing words.

- | | | | | |
|------|------|------|-------|---------|
| trip | say | tree | train | number |
| hop | said | stop | one | stopped |

1. Dad _____, “Let’s go out for a pizza.”
2. Maria rode a _____ to her grandmother’s house.
3. I saw a bunny _____ to the carrots and then _____.
4. Martin was _____ in the bike race.
5. They _____ by an apple _____ to rest in the shade.
6. What did the teacher _____ to her class?

Write sentences with these words.

Building Spelling Skills

Name: _____

Word Study

25

If a word ends in a vowel and one consonant,

- write the last letter a second time
- then add *ed* to the word

stop + p + ed = stopped

1. trip _____

7. pin _____

2. rob _____

8. plan _____

3. hop _____

9. slip _____

4. pat _____

10. chat _____

5. clap _____

11. skip _____

6. hum _____

12. drum _____

Fill in the missing words.

1. Ann _____ down the street.

2. He _____ on the ice.

3. Dad and I _____ a trip.

4. The man _____ his hands.

Building Spelling Skills

Name: _____

Spelling List



Trace

Write

Spell and Check

- 1. stick
- 2. trick
- 3. back
- 4. zoo
- 5. root
- 6. quick
- 7. look
- 8. looked
- 9. pack
- 10. cook

fold

11. _____
special word

12. _____
special word

_____	_____
_____	_____
_____	_____
_____	_____
_____	_____
_____	_____
_____	_____
_____	_____
_____	_____
_____	_____
_____	_____

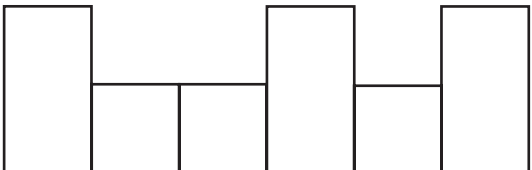
Building Spelling Skills

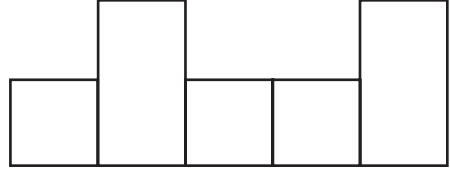
Name: _____


Visual Memory


26

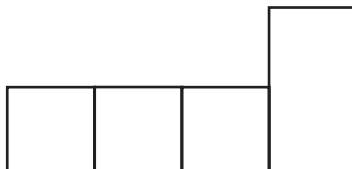
Fill in the boxes.


1. 


2. 

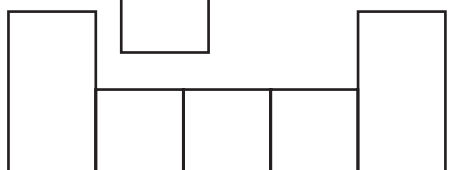
3. 

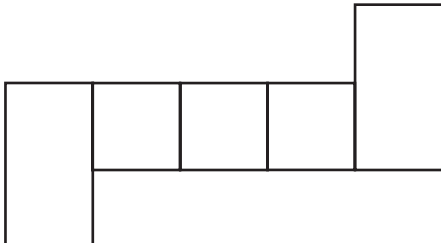
4. 


5. 

6. 

7. 

8. 

9. 

10. 

- | | | |
|-------|--------|-------|
| stick | trick | quick |
| back | zoo | root |
| look | cook | pack |
| | looked | |

Name: _____

Rhyming Words

26

Match the words that rhyme.

stick

back

trick

look

who

tack

pack

quick

cook

zoo

tool

shoot

root

book

too

school

boot

pool

Building Spelling Skills

Name: _____

Word Meaning

26

Write the missing words on the lines.

1. Roy _____ for his homework.
look looked quick

2. Mr. Green did a _____ with a big _____.
stick trick quick

3. The chef will _____ dinner.
look cook root

4. That weed had one long _____.
look cook root

5. Put the _____ in the _____ of the car.
back pack look

6. Will you help me _____ for my book?
look cook root

Write sentences with these words.

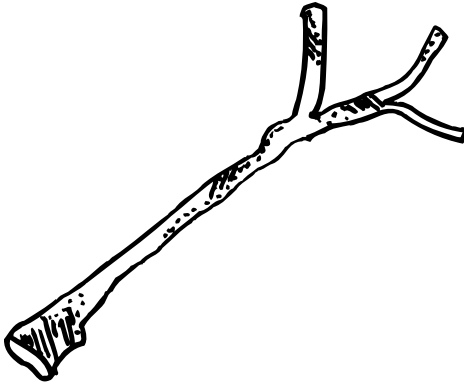
Building Spelling Skills

Name: _____


Word Study

★ 26 ★

What is missing—*k* or *ck*?




sti_____



clo_____




coo_____



du_____



boo_____



bri_____

What is missing—*k* or *ck*?

1. loo_____

4. ro_____

7. so_____

2. qui_____

5. hoo_____

8. ta_____

3. ba_____

6. pa_____

9. haw_____

Name: _____

Spelling List



Trace

Write

Spell and Check

1. birthday

2. people

3. present

4. candle

5. cake

6. children

7. gifts

8. party

9. game

10. bring

11. _____
special word

12. _____
special word

fold

_____	_____
_____	_____
_____	_____
_____	_____
_____	_____
_____	_____
_____	_____
_____	_____
_____	_____
_____	_____
_____	_____
_____	_____
_____	_____
_____	_____
_____	_____
_____	_____

Building Spelling Skills

Name: _____

Visual Memory



Fill in the boxes.

1. 2. 3. 4. 5. 6. 7. 8. 9. 10.




- people
- candle
- children
- party
- bring
- present
- cake
- birthday
- game
- gifts

Name: _____

Find Words Inside Words



Use small words you know to help you spell new words.

 g _____ t	 _____ dle	 _____ ren
--	--	--

Circle small words in these spelling words.

present

party

bring

birthday

Building Spelling Skills

Name: _____

Word Meaning



Answer the questions.

1. Are children people?	Yes	No
2. Do <u>present</u> and <u>gift</u> mean the same thing?	Yes	No
3. Can you eat the candles on a birthday cake?	Yes	No
4. Will your mother let you play a card game in the house?	Yes	No
5. Do people bring presents to a birthday party?	Yes	No
6. Is your birthday the day your pet was born?	Yes	No

Write sentences with these words.

Building Spelling Skills

Name: _____

Word Study


27

What letters are missing?

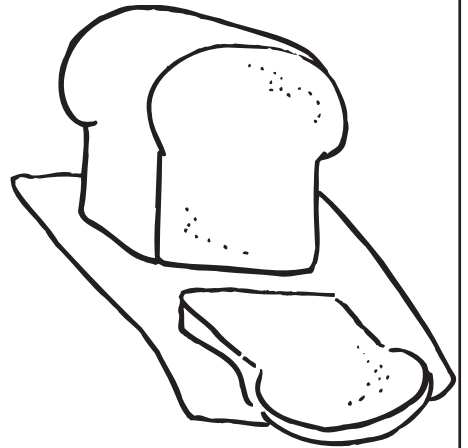
pr br ch




_____esent



_____air



_____ead



_____idge



_____incess



_____ips

pr br ch

1. _____etty

4. _____ain

2. _____ing

5. _____ize

3. _____eese

6. _____own



Name: _____

Spelling List



Trace

Write

Spell and Check

1. put

2. push

3. pull

4. could

5. would

6. found

7. round

8. around

9. something

10. brown

11. _____
special word

12. _____
special word

fold

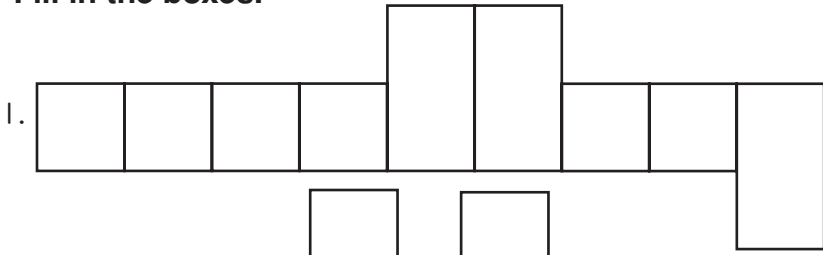
Building Spelling Skills

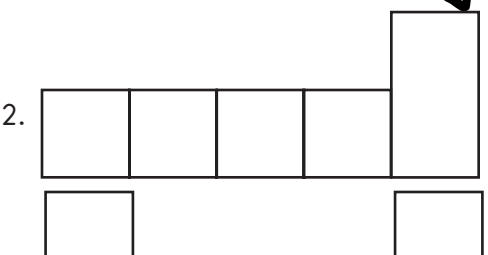
Name: _____

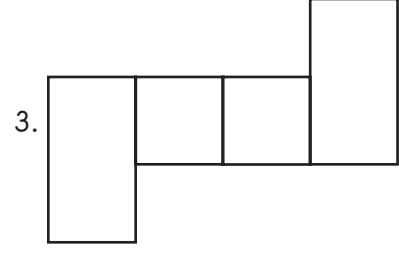
Visual Memory

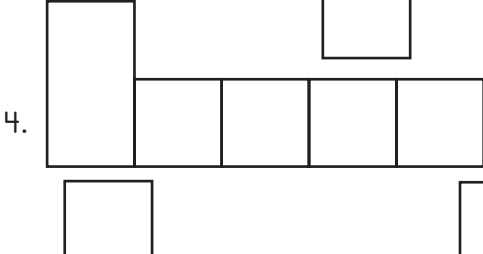
28

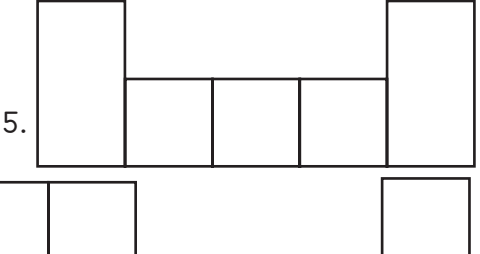
Fill in the boxes.

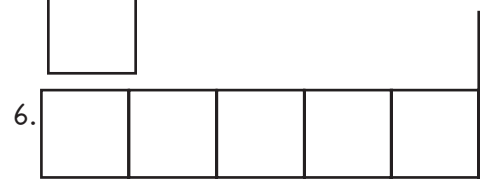
1. 


2. 

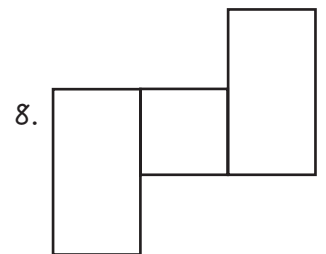
3. 

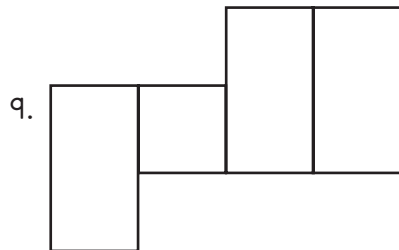
4. 

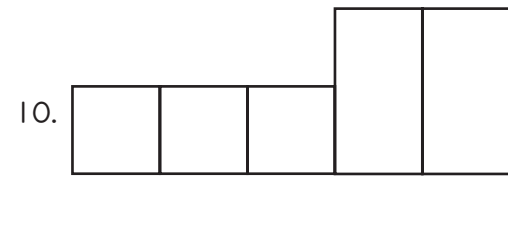
5. 

6. 

7. 

8. 

9. 

10. 

put round pull
could would found
push brown around
something

Name: _____

Spell Vowel Sounds

28

What is missing—*ou* or *ow*?

1. f____nd

2. r____nd

3. br____n

4. cl____n

5. ar____nd

6. c____

7. s____nd

8. c____nt

9. d____n

10. t____n

Building Spelling Skills

Name: _____

Word Meaning



Fill in the missing words.

- | | | | | |
|-------|-------|--------|-----------|-------|
| put | push | pull | could | would |
| found | round | around | something | brown |

1. Otis _____ his lost dog.
2. Betty hit the ball and ran _____ the bases.
3. She saw _____ funny on TV.
4. Will you help me _____ my sled up the hill?
5. That rock is _____ with _____ spots.
6. Burt said he _____ help paint the fence.

Write sentences with these words.

Building Spelling Skills

Name: _____

Word Study

28

Cut out the cards.

Read the words.

Paste them in the correct boxes.

the sound of <i>ow</i> in <i>cow</i>	the sound of <i>oo</i> in <i>wood</i>

round	put	push	brown
could	hood	sound	pull
town	now	would	found

Name: _____

Spelling List



Trace

Write

Spell and Check

1. they

2. their

3. many

4. any

5. anything

6. than

7. because

8. know

9. water

10. very

11. _____
special word

12. _____
special word

fold

_____	_____
_____	_____
_____	_____
_____	_____
_____	_____
_____	_____
_____	_____
_____	_____
_____	_____
_____	_____
_____	_____
_____	_____
_____	_____

Building Spelling Skills

Name: _____

Visual Memory

29

Fill in the boxes.

1.

 2.

 3.

4.

 5.

 6.

7.

 8.

9.

 10.

they	their
many	because
than	know
water	very
any	anything

Name: _____

Find the Mistake

29

Mark an X on the words that are misspelled.

- | | | | |
|-------------|----------|----------|--------|
| 1. anything | anything | 5. water | wadder |
| 2. because | becuz | 6. miny | many |
| 3. kno | know | 7. verry | very |
| 4. thay | they | 8. any | iny |

Building Spelling Skills

Name: _____

Word Meaning



Write the missing words on the lines.

1. Grandpa said, "You may have _____ you want."
anything many any

2. Do you _____ how _____ fish there are?
know no many

3. It is _____ hot _____ the sun is shining.
very any because

4. Put _____ coats over _____.
they there their

5. When will _____ get here?
they than them



Write sentences with these words.

Building Spelling Skills

Name: _____

Word Study

29

Circle the sound made by the underlined letters.

1. they a e i o

9. prey a e i o

2. their a e i o

10. so a e i o

3. any a e i o

11. many a e i o

4. know a e i o

12. my a e i o

5. nine a e i o

13. play a e i o

6. very a e i o

14. pie a e i o

7. see a e i o

15. bone a e i o

8. coat a e i o

16. meat a e i o

Name: _____

Word Study

29

Write the missing words on the lines.

1. Do you _____ how to swim? no know
_____, you can't go swimming now. No Know

2. I have _____ goldfish in my tank. to two
Can we go _____ the zoo next Saturday? to two

3. Did you see _____ new puppy? there their
Put your wet boots over _____. there their

Name: _____

Spelling List



Trace

Write

Spell and Check

1. which

2. where

3. there

4. before

5. after

6. over

7. again

8. inside

9. outside

10. under

11. _____
special word

12. _____
special word

fold

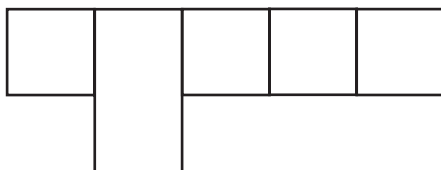
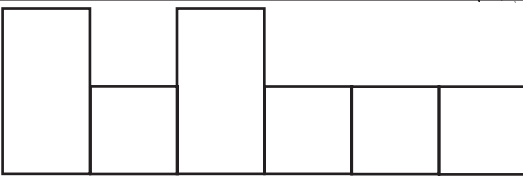
Building Spelling Skills


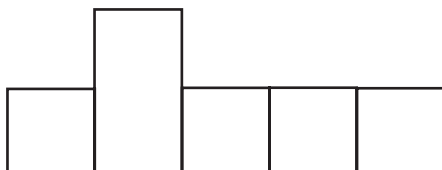
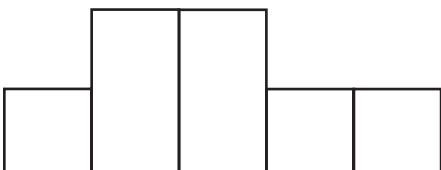
Name: _____

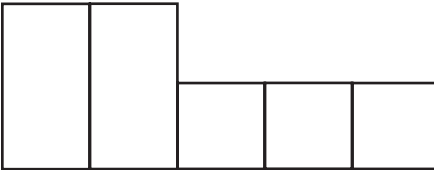
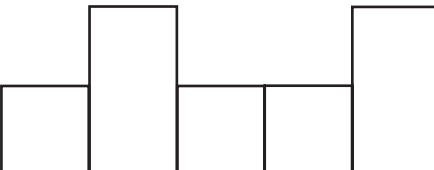
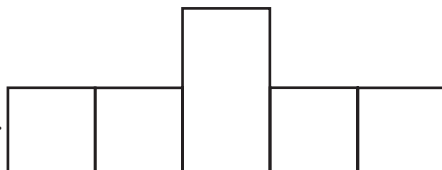
Visual Memory

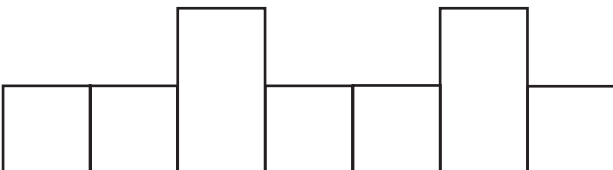

30

Fill in the boxes.

1.  2. 

3.  4.  5. 

6.  7.  8. 

9.  10. 

which over where before after
there under again inside outside

Name: _____

Opposites

30

Write the word that means the opposite.

1. over _____

5. here _____

2. yes _____

6. quick _____

3. inside _____

7. before _____

4. push _____

8. new _____


Name: _____

Word Meaning

30


Look at each picture. Answer the question.

Is the cat hiding under the bed?



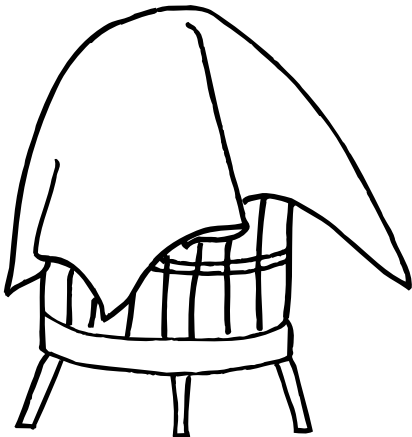
Yes
No

Is the clown before the elephant?



Yes
No

Is the cover over the birdcage?




Yes
No

Has the dog gone inside its doghouse?




Yes
No

Will you wear your raincoat when you go outside?



Yes
No

Will you need a bath after digging in the garden?



Yes
No

Building Spelling Skills

Name: _____

Word Study

30

Put two words together to make a new word.

in + side = inside

1. out + side _____ 4. be + side _____

2. in + to _____ 5. no + thing _____

3. some + thing _____

Circle the two words in each compound word.
Then draw a picture of each word.

butterfly

cowboy

goldfish

bathtub

cupcake

rainbow

Spelling Record Sheet



Spelling List Number	Student Names
1	
2	
3	
4	
5	
6	
7	
8	
9	
10	
11	
12	
13	
14	
15	
16	
17	
18	
19	
20	
21	
22	
23	
24	
25	
26	
27	
28	
29	
30	

Individual Spelling Record



Date	Spelling List	Number Correct	Words Missed	Comments

Spelling Test Form



1. _____

7. _____

2. _____

8. _____

3. _____

9. _____

4. _____

10. _____

5. _____

11. _____

6. _____

12. _____

Review Words

1. _____ 2. _____ 3. _____



Sentence Dictation

1. _____

2. _____

Building Spelling Skills

Note: Reproduce this form to make your own spelling lists.

Name: _____

Spelling List



Trace

Write

Spell and Check

1. _____

2. _____

3. _____

4. _____

5. _____

fold

6. _____

7. _____

8. _____

9. _____

10. _____

11. _____

special word

12. _____

special word

Building Spelling Skills

Note: Reproduce this form to make your own configuration puzzles.



Word Box

Word Sort



Cut out the cards.
Read the words.
Paste them in the correct boxes.

Note: Reproduce this letter to send home with spelling lists.


Dear Parents,

Attached is your child's spelling list for this week. Encourage him/her to practice the words in one or more of these ways:

1. Read and spell each word. Cover it up and write it. Uncover the word and check to see if it is correct.
2. Find the words on the spelling list in printed materials such as books and magazines.
3. You read a word aloud and ask your child to spell it (either aloud or written on paper).

Thank you for your support of our spelling program.

Sincerely,




Dear Parents,

Attached is your child's spelling list for this week. Encourage him/her to practice the words in one or more of these ways:

1. Read and spell each word. Cover it up and write it. Uncover the word and check to see if it is correct.
2. Find the words on the spelling list in printed materials such as books and magazines.
3. You read a word aloud and ask your child to spell it (either aloud or written on paper).

Thank you for your support of our spelling program.

Sincerely,



Answer Key

Page 25

1. but, had, did, or hot
2. but, had, did, or hot
3. but, had, did, or hot
4. get
5. in or on
6. at
7. in or on
8. not or red
9. but, had, did, or hot
10. red or not

1. The pan is hat.
2. A dog is un the bed.
3. Can I git a cat?
4. His hat is read.

Page 26

1. red
2. on
3. get
4. Did
5. hot
6. had

Page 27

<u>a</u>	<u>e</u>	<u>i</u>	<u>o</u>	<u>u</u>
at	get	in	on	but
had	red	did	not	cup
pan	men	sit	hot	up

Page 29

1. big
2. fox, box, or has
3. nap
4. egg
5. jam
6. fox, box, or has
7. as
8. fox, box, or has
9. pet
10. mix

fox	jam	box
egg	as	has
mix	nap	pet
big		

Page 30

1. fox, box
2. big, egg
3. jam
4. has, nap
5. mix
6. pet

Page 31

1. jam nap has
2. pet egg red
3. box fox got
4. it mix rip

1. fox box
2. has as
3. get pet
4. pig big
5. fix mix

Page 33

1. small
2. land or hand
3. and
4. all
5. his
6. can
7. is or an
8. land or hand
9. call
10. is or an

an	small	can
is	and	hand
call	his	all
land		

Page 34

1. small
2. hand
3. land
4. call
5. all
6. his

Page 35

<u>a in an</u>	<u>a in all</u>
can	small
cat	fawn
and	call
has	want
land	saw
hand	ball

Page 37

1. man or men
2. him or for
3. it
4. man or men
5. him or for
6. we or or
7. up
8. four
9. we or or
10. I

1. Tim has for dogs.
2. That min had a hat.
3. Can wee go with them?
4. Is the cake four me?
5. Did Nina see hem?

Page 38

1. four
2. for
3. man
4. men
5. I
6. up

Page 39

man	can	fan
hen	ten	pen
coat	boat	goat



Page 41

1. save, name, came, or mine
2. cute or ride
3. ask
4. ride or cute
5. save, name, came, or mine
6. add
7. save, name, came, or mine
8. bone
9. kite
10. save, name, came, or mine

- | | |
|---------|----------|
| 1. came | 6. bone |
| 2. ask | 7. mine |
| 3. kite | 8. add |
| 4. ride | 9. save |
| 5. cute | 10. name |

Page 42

1. cute
2. Save, bone
3. kite, mine
4. ask, ride
5. name

Page 43**long vowels short vowels**

came	add
ride	up
save	him
cute	men
bone	ask
name	can
mine	got
kite	hand

Page 45

- | | |
|-------------|-------------|
| 1. sheep | 6. got |
| 2. shop | 7. he or be |
| 3. be or he | 8. queen |
| 4. she | 9. been |
| 5. bee | 10. see |

queen sheep bee

- | | |
|---------|--------------|
| 1. see | 4. be or bee |
| 2. he | 5. she |
| 3. been | 6. peep |

Page 46

1. queen, sheep
2. She
3. shop

1. been
2. bee
3. he, see

Page 47**e in me**

- be
see
queen
she
sheep
bee

e in pet

- get
hen
mess
bell
red
then

Page 49

1. doing
2. most
3. no or so
4. gave
5. kind or find
6. do
7. go
8. going
9. kind or find
10. so or no

no—so, go do, or to
mind—find, kind, bind, or rind
cave—Dave, gave, pave,
rave, save, or wave
post—host, most, or post

go—going find—finding
do—doing sleep—sleeping

Page 50

1. doing
2. kind
3. going
4. gave
5. most
6. find
7. to

Page 51**o in no**

- most
so
go

a in cave

- gave
cake
save

i in my

- kind
find
mine

o in too

- do
to
blue

Page 53

1. them
2. made
3. the
4. a
5. day
6. that
7. if or of
8. was
9. may
10. if or of

1. that
2. may
3. the
4. made

5. was
6. day
7. them
8. of

Page 54

1. day
2. a or that
3. may
4. made
5. the
6. that or the
7. if
8. was

Page 55**a in came**

may cake
 stay game
 flake cape
 play day

a in hat

sand
 plant
 sat
 pan

Page 57

1. funny
2. some or come
3. fun
4. some or come
5. run, use, or ran
6. run, use, or ran
7. us
8. running
9. home
10. run, use, or ran

- | | |
|------------|------------|
| 1. running | 5. cutting |
| 2. hitting | 6. tapping |
| 3. humming | 7. rubbing |
| 4. tagging | 8. sitting |

Page 58

1. us
2. ran
3. running
4. come
5. funny
6. Some
7. fun
8. home

Page 59**u in up**

some
 fun
 come
 jump
 run
 us

o in no

home
 stone
 bone
 don't
 joke
 boat

Page 61

1. making
2. help
3. want
4. nice
5. into or make
6. make or into
7. to
8. place
9. here
10. two

1. ~~hep~~ help
2. ~~make~~ mak
3. ~~intwo~~ into
4. ~~nize~~ nice
5. ~~place~~ plaic
6. ~~makking~~ making
7. ~~twe~~ two
8. ~~here~~ heer
9. ~~wunt~~ want
10. ~~to~~ tou

Page 62

1. help, make
2. nice
3. want, two
4. to
5. into
6. Here, place

Page 63

- | | |
|------------|-------------|
| 1. baking | 6. starting |
| 2. wanting | 7. washing |
| 3. singing | 8. coming |
| 4. riding | 9. chasing |
| 5. taking | 10. smiling |

The clown is smiling.
 Dad is baking.
 Anna is singing.

Page 65

1. black
2. fast or last
3. just or pick
4. pick or just
5. must or send
6. fast or last
7. end
8. send or must
9. both or bath
10. both or bath

pick

sick
 trick
 kick

end

mend
 send
 bend

fast

cast
 last
 past

must

just
 dust
 bust

Page 66

1. lasted
2. pick
3. both, bath
4. end
5. black, fast
6. send

Page 67

<u>bath</u>	<u>sack</u>	<u>moth</u>
<u>chick</u>	<u>black</u>	<u>band</u>

1. black, chick
2. must
3. bath

Page 69

1. didn't
2. take or like
3. by
4. sent or went
5. take or like
6. time
7. my
8. candy
9. puppy
10. sent or went

didn't	is not
can't	did not
isn't	can not
I'm	it is
let's	I am
it's	let us

Page 70

1. time, puppy
2. My, sent
3. didn't, take
4. like, candy
5. went, by

Page 71

<u>y in sunny</u>	<u>y in cry</u>	<u>y in you</u>
candy	by	your
funny	my	yell
happy	try	yam
puppy	fly	yes

Page 73

1. letter
2. less
3. will or well
4. tell
5. silly
6. happy
7. off
8. little
9. still
10. will or well

- | | |
|-----------------------------|----------------------------|
| 1. wil will | 6. less les |
| 2. hapy happy | 7. litle little |
| 3. letter letter | 8. tel tell |
| 4. off oof | 9. well wel |
| 5. sily silly | 10. still steli |

Page 74

1. happy, letter
2. tell, silly
3. will, little
4. still
5. off
6. less

Page 75

- | | |
|-----------|---------|
| 1. dress | 5. some |
| 2. well | 6. four |
| 3. will | 7. when |
| 4. better | 8. seen |

- | | |
|------|-------|
| 1. 2 | 9. 2 |
| 2. 2 | 10. 1 |
| 3. 1 | 11. 2 |
| 4. 1 | 12. 1 |
| 5. 2 | 13. 2 |
| 6. 2 | 14. 1 |
| 7. 1 | 15. 1 |
| 8. 2 | 16. 2 |

Page 77

1. belong
2. along
3. long
4. coat
5. fawn
6. boat
7. paw
8. float
9. tall
10. wall

<u>fawn</u>	<u>paw</u>	<u>wall</u>
<u>boat</u>	<u>coat</u>	<u>float</u>

Page 78

1. float, boat
2. long, coat, belong
3. fawn, along, tall, wall

Page 79

<u>song</u>	<u>go</u>
long	boat
fawn	so
tall	coat
paw	note
wall	float
fall	bone
saw	rope

Page 81

1. today
2. paint
3. play
4. chase or chain
5. away
6. wait
7. way
8. played
9. chain or chase
10. rain

<u>chain</u>	<u>rain</u>	<u>paint</u>
--------------	-------------	--------------

- | | |
|---------|----------|
| 1. way | 3. play |
| 2. wait | 4. today |

Page 82

1. play
2. away
3. chase
4. paint, today
5. rain
6. chain

Page 83

<u>say</u>	<u>gain</u>	<u>vase</u>
way	chain	chase
play	rain	case
away	pain	face
today	lane	race
stay	main	place

Page 85

1. what
2. soon
3. when
4. book or took
5. good
6. book or took
7. who
8. shook
9. school
10. too

- | | |
|-----------|---------|
| 1. school | 5. took |
| 2. good | 6. what |
| 3. shook | 7. when |
| 4. who | 8. book |

Page 86

1. school
2. good, book
3. shook
4. Who
5. what or who
6. too

Page 87**oo in too oo in book**

- | | |
|--------|-------|
| school | good |
| soon | cook |
| who | shook |
| to | hook |
| boo | look |
| tool | took |

Page 89

1. about or shout
2. our or now
3. our or now
4. about or shout
5. down
6. slow or show
7. out
8. house
9. show or slow
10. how

- | | |
|-----------------|-----------------|
| 1. <u>house</u> | 5. <u>out</u> |
| 2. <u>show</u> | 6. <u>now</u> |
| 3. <u>down</u> | 7. <u>about</u> |
| 4. <u>shout</u> | 8. <u>slow</u> |

Page 90

1. shout, house or show
2. now
3. Our, slow
4. down
5. How, show or house
6. about

Page 91**ow in cow o in no**

- | | |
|-------|------|
| now | slow |
| out | bone |
| down | show |
| shout | so |
| how | row |
| about | grow |
| our | go |
| house | mow |

Page 93

1. hurt
2. part or girl
3. girl or part
4. were
5. card
6. are
7. her
8. turn
9. start
10. first

1. That ~~girl~~ hurt her leg.
2. Did the game ~~start~~?
3. The ~~first~~ joke was funny.
4. It is Bob's ~~turn~~ next.
5. Dogs and cats ~~at~~ nice pets.

Page 94

1. first, girl
2. hurt, her
3. are, part
4. Start, card
5. turn

Page 95

- | | |
|----------------|------------------|
| 1. <u>her</u> | 6. <u>first</u> |
| 2. <u>turn</u> | 7. <u>stir</u> |
| 3. <u>girl</u> | 8. <u>curl</u> |
| 4. <u>hurt</u> | 9. <u>turkey</u> |
| 5. <u>were</u> | 10. <u>nurse</u> |

- | | |
|----------|-----------|
| 1. are | 5. dark |
| 2. card | 6. far |
| 3. start | 7. party |
| 4. part | 8. garden |

Page 97

1. stone or store
2. ring
3. stand
4. flew, blew, or star
5. more
6. star, blew, or flew
7. sting
8. stone or store
9. new
10. flew, blew, or star

1. I went to the stor for Mom.
2. He blue up a red balloon.
3. The bird flu into a tree.
4. Did a bee sting Jamal?
5. Can I have some moor cookies?

Page 98

1. star
2. ring or stone, store
3. flew
4. sting
5. stand
6. blew

Page 99

- | | | |
|------------------|---------------|-------------|
| <u>star</u> | <u>blocks</u> | <u>fly</u> |
| <u>blackbird</u> | <u>stick</u> | <u>flag</u> |

- | | | | |
|-------------|-------------|-------------|---------------|
| <u>flew</u> | <u>moon</u> | <u>tool</u> | <u>school</u> |
| <u>you</u> | <u>who</u> | <u>do</u> | <u>too</u> |
| <u>to</u> | <u>chew</u> | <u>new</u> | <u>tooth</u> |

Page 101

1. friend
2. from, love, have, or live
3. from, love, have, or live
4. give
5. told
6. such or much
7. old
8. from, love, have, or live
9. from, love, have, or live
10. such or much

give — such
 old — live
 much — glove
 love — told
 from — lend
 friend — some

long — note
 coat — some
 too — song
 rope — bunny
 come — to
 funny — soap

Page 102

1. from, friend
2. much, love
3. live, old
4. give
5. told

Page 103

long vowel short vowel

stove	have
gave	glove
five	give
wave	shove
dive	love
save	above

Page 105

1. dress
2. you or yes
3. line or draw
4. line or draw
5. your

6. yell
7. side
8. saw
9. drop
10. you or yes

1. you
2. dress
3. side
4. saw
5. drop
6. line

Page 106

1. yes
2. dress
3. line
4. draw
5. saw
6. drop
7. yell

Page 107

<u>truck</u>	<u>dress</u>	<u>crab</u>
<u>tree</u>	<u>crown</u>	<u>drum</u>
<u>cricket</u>	<u>dragon</u>	<u>trumpet</u>

1. cry
2. trash
3. drip
4. crop
5. train

Page 109

1. brother
2. boy or toy
3. boil
4. mother
5. other
6. soil
7. boy or toy
8. father
9. sister
10. oil

- | | | |
|---------|---------|----------|
| 1. boy | 4. Roy | 7. toy |
| 2. boil | 5. soil | 8. noise |
| 3. coin | 6. oil | |

1. boy, soil
2. noise
3. Roy, toy

Page 110

1. Mother, Father
2. sister
3. boy, brother
4. boil
5. other
6. soil

Page 111

1. boy, toy, or soy
2. boil, soil, toil, or broil
3. mother, brother
4. sister, mister

- | | |
|------|-------|
| 1. 1 | 6. 1 |
| 2. 2 | 7. 2 |
| 3. 2 | 8. 3 |
| 4. 2 | 9. 2 |
| 5. 3 | 10. 1 |

Page 113

1. these
2. thank or think
3. bank
4. sing
5. this or then
6. this or then
7. wish
8. thank or think
9. thing
10. with

- | | | | |
|-----------------|--------------|-------------|-------------|
| 1. <u>think</u> | <u>thing</u> | | |
| 2. <u>sink</u> | <u>sing</u> | | |
| 3. <u>wink</u> | <u>wing</u> | <u>wish</u> | <u>with</u> |
| 4. <u>bank</u> | <u>bang</u> | <u>bash</u> | <u>bath</u> |

Page 114

- wish
- thing
- bank
- thank
- these
- sing
- think
- with

Page 115**th in the**

this
then
these
than
those
that

th in thin

thank
with
thing
think
bath
thick

Page 117

- sunny
- read or each
- eat
- mean
- each or read
- try
- fly
- trying
- treat
- why

my runny read
shy sunny

try mean seat
cry treat

- treat
- sunny
- cry

Page 118

- Answers will vary.
- why

Page 119**long i**

why
I
time
try
mine
pie
fly
bike

long e

eat
see
treat
keep
mean
read
each
me

Page 121

- stopped
- stop
- hop
- said
- trip
- tree
- say
- number
- train
- one

say — skip
trip — play
one — hop
said — bed
number — fun
tree — rain
stop — lumber
train — we

Page 122

- said
- train
- hop, stop
- number, one
- stopped, tree
- say

Page 123

- tripped
- robbed
- hopped
- patted
- clapped
- hummed
- pinned
- planned
- slipped
- chatted
- skipped
- drummed

- skipped or hopped
- slipped
- planned
- clapped

Page 125

- looked
- stick
- root or cook
- root or cook
- pack
- look or back
- zoo
- trick
- quick
- look or back

stick — back — trick
look — who — tack
pack — quick — cook
zoo — tool — shoot
root — book — too
school — boot — pool

Page 126

- looked
- trick, stick
- cook
- root
- pack, back
- look

Page 127

stick clock cook
duck book brick

- look
- quick
- back
- rock
- hook
- pack
- sock
- tack
- hawk

Page 129

- bring
- gifts
- party
- children
- birthday
- candle
- cake
- game
- people
- present

gift candle children

present party/party
bring birthday

Page 130

- yes
- yes
- no
- Answers will vary.
- yes
- no

Page 131

present chair bread
bridge princess chips

- pretty
- bring
- cheese
- chain or brain
- prize
- brown

Page 133

- something
- round
- push
- brown
- found
- around
- would or could
- put
- pull
- would or could

- found
- round
- brown
- clown
- around
- cow
- sound
- count
- down
- town

Page 134

- found
- around
- something
- pull or push
- round, brown
- would or could

Page 135**ow in cow**

- round
brown
sound
town
now
found

oo in wood

- put
push
could
hood
pull
would

Page 137

- anything
- than
- any
- they
- know
- water
- very or many
- because
- their
- many or very

- | | |
|-------------|----------|
| 1. enything | anything |
| 2. because | becuz |
| 3. kno | know |
| 4. thay | they |
| 5. water | watder |
| 6. miny | many |
| 7. very | very |
| 8. any | iny |

Page 138

- anything
- know, many
- very, because
- their, there
- they

Page 139

- | | |
|------|-------|
| 1. a | 9. a |
| 2. a | 10. o |
| 3. e | 11. e |
| 4. o | 12. i |
| 5. i | 13. a |
| 6. e | 14. i |
| 7. e | 15. o |
| 8. o | 16. e |

- know
No
- two
to
- their
there

Page 141

- again
- before
- over
- where
- after
- there
- which
- under
- outside
- inside

- | | |
|------------|----------|
| 1. under | 5. there |
| 2. no | 6. slow |
| 3. outside | 7. after |
| 4. pull | 8. old |

Page 142

- | | |
|-----|-----|
| yes | yes |
| yes | no |
| no | yes |

Page 143

- outside
- into
- something
- beside
- nothing

butterfly cowboy goldfish
bathtub cupcake rainbow

Master Word List



a	brother	float	if
about	brown	fly	in
add	but	for	inside
after	by	found	into
again	cake	four	is
all	call	fox	it
along	came	friend	jam
an	can	from	just
and	candle	fun	kind
any	candy	funny	kite
anything	card	game	know
are	chain	gave	land
around	chase	get	last
as	children	gifts	less
ask	coat	girl	letter
at	come	give	like
away	cook	go	liked
back	could	going	line
bank	cute	good	little
bath	day	got	live
be	did	had	long
because	didn't	hand	look
bee	do	happy	looked
been	doing	has	love
before	down	have	made
belong	draw	he	make
big	dress	help	making
birthday	drop	her	man
black	each	here	many
blew	eat	him	may
boat	egg	his	mean
boil	end	home	men
bone	fast	hop	mine
book	father	house	mix
both	fawn	hot	more
box	find	how	most
boy	first	hurt	mother
bring	flew	I	much

must
my
name
nap
new
nice
no
not
now
number
of
off
oil
old
on
one
or
other
our
out
outside
over
pack
paint
part
party
paw
people
pet
pick
place
play
played
present
pull
puppy
push
put
queen
quick

rain
ran
read
red
ride
ring
root
round
run
running
said
save
saw
say
school
see
send
sent
she
sheep
shook
shop
shout
show
side
silly
sing
sister
slow
small
so
soil
some
something
soon
stand
star
start
stick
still

sting
stone
stop
stopped
store
such
sunny
take
tall
tall
tell
than
thank
that
the
their
them
then
there
these
they
thing
think
this
time
to
today
told
too
took
toy
train
treat
tree
trick
trip
try
trying
turn
two
under

up
us
use
very
wait
wall
want
was
water
way
we
well
went
were
what
when
where
which
who
why
will
wish
with
would
yell
yes
you
your
zoo



About the Author

Jo Ellen Moore

Jo Ellen is one of the founders of Evan-Moor Educational Publishers. She taught elementary school for more than 20 years before beginning a second career in writing and publishing. She is the author of almost 200 teacher resource and activity books spanning all areas of the curriculum.

About Evan-Moor Educational Publishers

Who We Are

- At Evan-Moor, we are proud that our products are written, edited, and tested by professional educators.
- Evan-Moor's materials are directed to teachers and parents of Prekindergarten through sixth-grade students.
- We address all major curriculum areas including:

reading	social studies	thematic units
writing	geography	arts & crafts
math	science	

How We Began

- In 1979, Joy Evans and Jo Ellen Moore were team-teaching first grade in a Title I school. They decided to put ideas that worked for their students into a book. They joined with Bill Evans (Joy's brother) to start Evan-Moor Educational Publishers with one book.
- Bill and Joy's parents' garage served as the warehouse and shipping facility.
- The first catalog was a folded 8½" x 11" sheet of paper!

Who We Became

- Evan-Moor now offers over 450 titles. Our materials can be found in over 1,500 educational and trade book stores around the world.
- We mail almost 2 million catalogs a year to schools and individual teachers.
- Our Web site www.evan-moor.com offers 24-hour service and the ability to download many of our titles.
- Evan-Moor is located in a 20,000-square-foot facility in Monterey, California, with a staff of nearly 60 professionals.

Our Mission

Now, as then, we are dedicated to helping children learn. We think it is the world's most important job, and we strive to assist teachers and parents in this essential endeavor.

